

# Bernalillo County 2021 NONPROFITS

247

Animal-Related  
and Environmental

100

Infrastructure  
Services

549

Religious, Sports and  
Recreation, Mutual  
Membership Benefit

632

Arts, Culture,  
Humanities,  
Medical and Science

249

Community Development

172

Other

1,464

Direct Service

139

Foundation

3,552  
TOTAL NUMBER

COUNTY POPULATION 679,121

Age: 19 and under 23.8%

Age: 20-24 6.4%

Age: 25-64 52.9%

Age 65 and up 17.0%

Poverty 16.2%



# NONPROFIT CATEGORY DEFINITIONS:

## 1) ANIMAL-RELATED AND ENVIRONMENTAL

Animal-Related (D)

Environmental Quality, Protection & Beautification (C)

## 2) RELIGIOUS, SPORTS AND RECREATION, MUTUAL AND MEMBERSHIP BENEFIT

Religion-Related (X)

Recreation Sports (N)

Mutual & Membership Benefit (Y)

## 3) COMMUNITY DEVELOPMENT

(Including Economic Development and Service Clubs) & Ag

Community Improvement & Capacity Building (S)

Food, Agriculture & Nutrition (K)

## 4) DIRECT SERVICE (Including Education & Healthcare)

Education (B)

Health Care (E)

Mental Health & Crisis Intervention (F)

Crime & Legal-Related (I)

Employment (J)

Housing & Shelter (L)

## 5) INFRASTRUCTURE SERVICES

Public & Societal Benefit (W)

Public Safety, Disaster Preparedness & Relief (M)

## 6) ARTS, CULTURE, HUMANITIES, MEDICAL AND SCIENCE

Arts, Culture & Humanities (A)

Diseases, Disorders & Medical Disciplines (G)

Science & Technology (U)

Medical Research (H)

Social Science (V)

## 7) OTHER

International, Foreign Affairs & National Security (Q)

Civil Rights, Social Action & Advocacy (R)

Unknown (Z)

## 8) FOUNDATION

Philanthropy, Voluntarism & Grant-making Foundations (T)



## NONPROFITS ADAPT AND DELIVER

“The COVID-19 pandemic resurfaced an undeniable truth: charitable nonprofits and governments are natural partners, serving the same constituents in the same communities. The challenges of one are the challenges of all. Partnerships between the sectors allow for leveraging of resources, relationships, and strengths to serve communities even better.”

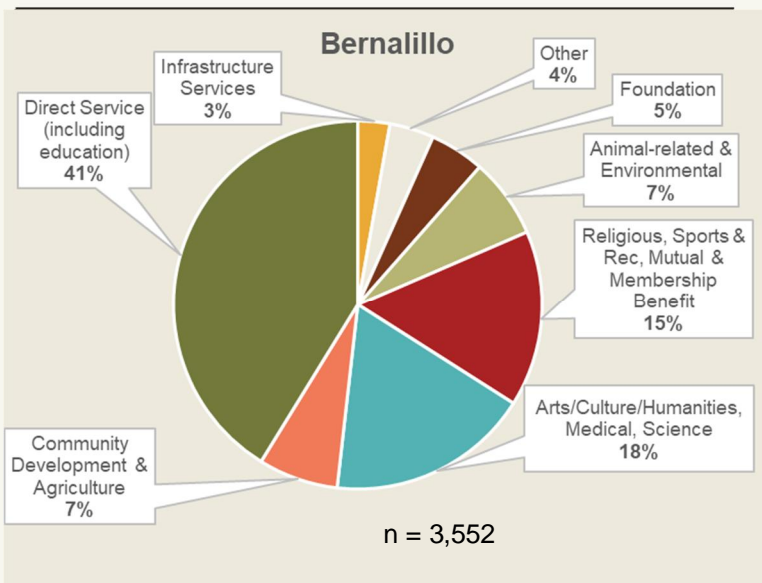
### National Council of Nonprofits

**10,921** New Mexico nonprofits generate **\$3.22 billion** in economic output and **employ 1 in 13 people** in the private workforce.

When the pandemic hit New Mexico, nonprofits responded without hesitation. Despite loss of revenue and volunteers, nonprofits adapted and delivered. They provided food, emergency shelter and other critical services.

Charitable nonprofits contribute to community vitality and well-being. Nonprofits are employers and economic engines. **Resilient communities need resilient nonprofit organizations.**

-Nonprofit Data, New Mexico IRS Form 990 Annual Extract Data, October 2021  
-Demographics, Poverty, Employment, Health Insurance: U.S. Census - American Community Survey 2019  
-Economic Impact: [bber.unm.edu/media/publications/NMAG\\_Economic\\_Impact\\_Report\\_2020\\_Final.pdf](https://bber.unm.edu/media/publications/NMAG_Economic_Impact_Report_2020_Final.pdf)



# Catron County 2021 NONPROFITS

8

Animal-Related  
and Environmental

4

Infrastructure  
Services

6

Religious, Sports and  
Recreation, Mutual  
Membership Benefit

4

Arts, Culture,  
Humanities,  
Medical and Science

4

Community Development

0

Other

10

Direct Service

0

Foundation

36  
TOTAL NUMBER

COUNTY POPULATION 3,526

Age: 19 and under 17.1%

Age: 20-24 2.4%

Age: 25-64 43.5%

Age 65 and up 37.0%

Poverty 16.4%

 **New Mexico  
Thrives**



## NONPROFIT CATEGORY DEFINITIONS:

### 1) ANIMAL-RELATED AND ENVIRONMENTAL

Animal-Related (D)

Environmental Quality, Protection & Beautification (C)

### 2) RELIGIOUS, SPORTS AND RECREATION, MUTUAL AND MEMBERSHIP BENEFIT

Religion-Related (X)

Recreation Sports (N)

Mutual & Membership Benefit (Y)

### 3) COMMUNITY DEVELOPMENT

(Including Economic Development and Service Clubs) & Ag

Community Improvement & Capacity Building (S)

Food, Agriculture & Nutrition (K)

### 4) DIRECT SERVICE (Including Education & Healthcare)

Education (B)

Health Care (E)

Mental Health & Crisis Intervention (F)

Crime & Legal-Related (I)

Employment (J)

Housing & Shelter (L)

### 5) INFRASTRUCTURE SERVICES

Public & Societal Benefit (W)

Public Safety, Disaster Preparedness & Relief (M)

### 6) ARTS, CULTURE, HUMANITIES, MEDICAL AND SCIENCE

Arts, Culture & Humanities (A)

Diseases, Disorders & Medical Disciplines (G)

Science & Technology (U)

Medical Research (H)

Social Science (V)

### 7) OTHER

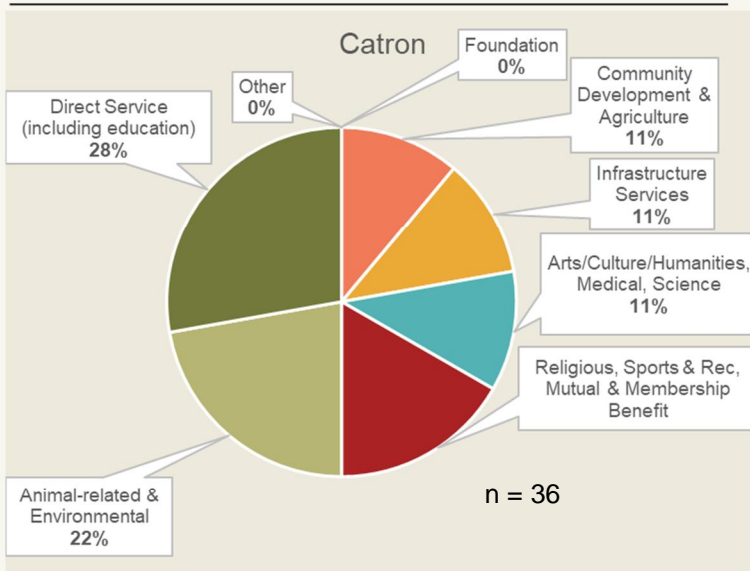
International, Foreign Affairs & National Security (Q)

Civil Rights, Social Action & Advocacy (R)

Unknown (Z)

### 8) FOUNDATION

Philanthropy, Voluntarism & Grant-making Foundations (T)



## NONPROFITS ADAPT AND DELIVER

“The COVID-19 pandemic resurfaced an undeniable truth: charitable nonprofits and governments are natural partners, serving the same constituents in the same communities. The challenges of one are the challenges of all. Partnerships between the sectors allow for leveraging of resources, relationships, and strengths to serve communities even better.”

### National Council of Nonprofits


**10,921** New Mexico nonprofits generate **\$3.22 billion** in economic output and **employ 1 in 13 people** in the private workforce.

When the pandemic hit New Mexico, nonprofits responded without hesitation. Despite loss of revenue and volunteers, nonprofits adapted and delivered. They provided food, emergency shelter and other critical services.

Charitable nonprofits contribute to community vitality and well-being. Nonprofits are employers and economic engines. **Resilient communities need resilient nonprofit organizations.**

-Nonprofit Data, New Mexico IRS Form 990 Annual Extract Data, October 2021  
-Demographics, Poverty, Employment, Health Insurance: U.S. Census - American Community Survey 2019  
-Economic Impact: [bber.unm.edu/media/publications/NMAG\\_Economic\\_Impact\\_Report\\_2020\\_Final.pdf](https://bber.unm.edu/media/publications/NMAG_Economic_Impact_Report_2020_Final.pdf)

# Chaves County 2021 NONPROFITS



**COUNTY POPULATION 64,615**

Age: 19 and under	30.9%
Age: 20-24	4.3%
Age: 25-64	48.8%
Age 65 and up	16.0%

Poverty 18.0%



## NONPROFIT CATEGORY DEFINITIONS:

### 1) ANIMAL-RELATED AND ENVIRONMENTAL

Animal-Related (D)

Environmental Quality, Protection & Beautification (C)

### 2) RELIGIOUS, SPORTS AND RECREATION, MUTUAL AND MEMBERSHIP BENEFIT

Religion-Related (X)

Recreation Sports (N)

Mutual & Membership Benefit (Y)

### 3) COMMUNITY DEVELOPMENT

(Including Economic Development and Service Clubs) & Ag

Community Improvement & Capacity Building (S)

Food, Agriculture & Nutrition (K)

### 4) DIRECT SERVICE (Including Education & Healthcare)

Education (B)

Health Care (E)

Mental Health & Crisis Intervention (F)

Crime & Legal-Related (I)

Employment (J)

Housing & Shelter (L)

### 5) INFRASTRUCTURE SERVICES

Public & Societal Benefit (W)

Public Safety, Disaster Preparedness & Relief (M)

### 6) ARTS, CULTURE, HUMANITIES, MEDICAL AND SCIENCE

Arts, Culture & Humanities (A)

Diseases, Disorders & Medical Disciplines (G)

Science & Technology (U)

Medical Research (H)

Social Science (V)

### 7) OTHER

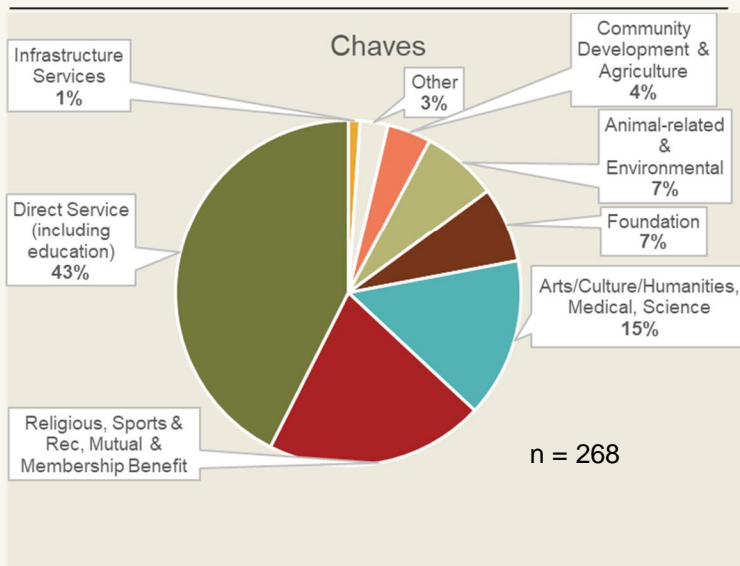
International, Foreign Affairs & National Security (Q)

Civil Rights, Social Action & Advocacy (R)

Unknown (Z)

### 8) FOUNDATION

Philanthropy, Voluntarism & Grant-making Foundations (T)



## NONPROFITS ADAPT AND DELIVER

“The COVID-19 pandemic resurfaced an undeniable truth: charitable nonprofits and governments are natural partners, serving the same constituents in the same communities. The challenges of one are the challenges of all. Partnerships between the sectors allow for leveraging of resources, relationships, and strengths to serve communities even better.”

### National Council of Nonprofits

**10,921** New Mexico nonprofits generate **\$3.22 billion** in economic output and **employ 1 in 13 people** in the private workforce.


When the pandemic hit New Mexico, nonprofits responded without hesitation. Despite loss of revenue and volunteers, nonprofits adapted and delivered. They provided food, emergency shelter and other critical services.

Charitable nonprofits contribute to community vitality and well-being. Nonprofits are employers and economic engines. **Resilient communities need resilient nonprofit organizations.**

-Nonprofit Data, New Mexico IRS Form 990 Annual Extract Data, October 2021  
-Demographics, Poverty, Employment, Health Insurance: U.S. Census - American Community Survey 2019  
-Economic Impact: [bber.unm.edu/media/publications/NMAG\\_Economic\\_Impact\\_Report\\_2020\\_Final.pdf](https://bber.unm.edu/media/publications/NMAG_Economic_Impact_Report_2020_Final.pdf)

# Cibola County

## 2021 NONPROFITS



**COUNTY POPULATION 26,891**

Age: 19 and under	26.3%	Poverty	26.1%
Age: 20-24	6.3%		
Age: 25-64	51.8%		
Age 65 and up	15.6%		



# NONPROFIT CATEGORY DEFINITIONS:

## 1) ANIMAL-RELATED AND ENVIRONMENTAL

Animal-Related (D)

Environmental Quality, Protection & Beautification (C)

## 2) RELIGIOUS, SPORTS AND RECREATION, MUTUAL AND MEMBERSHIP BENEFIT

Religion-Related (X)

Recreation Sports (N)

Mutual & Membership Benefit (Y)

## 3) COMMUNITY DEVELOPMENT

(Including Economic Development and Service Clubs) & Ag

Community Improvement & Capacity Building (S)

Food, Agriculture & Nutrition (K)

## 4) DIRECT SERVICE (Including Education & Healthcare)

Education (B)

Health Care (E)

Mental Health & Crisis Intervention (F)

Crime & Legal-Related (I)

Employment (J)

Housing & Shelter (L)

## 5) INFRASTRUCTURE SERVICES

Public & Societal Benefit (W)

Public Safety, Disaster Preparedness & Relief (M)

## 6) ARTS, CULTURE, HUMANITIES, MEDICAL AND SCIENCE

Arts, Culture & Humanities (A)

Diseases, Disorders & Medical Disciplines (G)

Science & Technology (U)

Medical Research (H)

Social Science (V)

## 7) OTHER

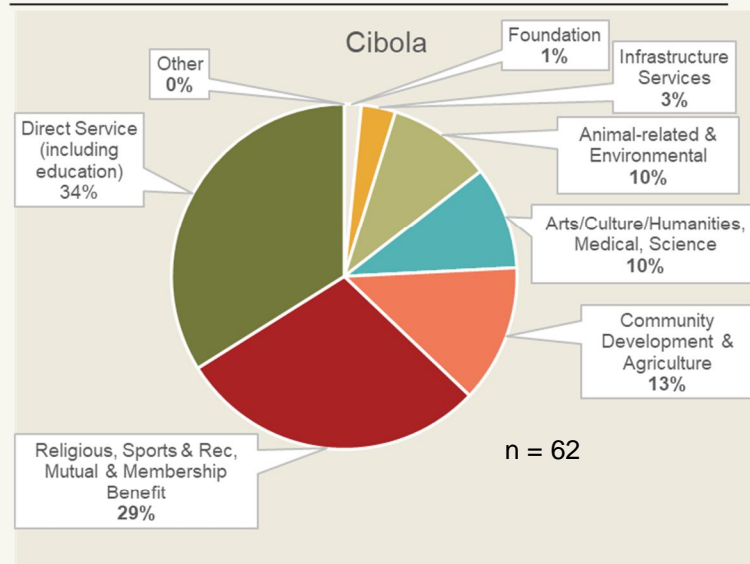
International, Foreign Affairs & National Security (Q)

Civil Rights, Social Action & Advocacy (R)

Unknown (Z)

## 8) FOUNDATION

Philanthropy, Voluntarism & Grant-making Foundations (T)



## NONPROFITS ADAPT AND DELIVER

“The COVID-19 pandemic resurfaced an undeniable truth: charitable nonprofits and governments are natural partners, serving the same constituents in the same communities. The challenges of one are the challenges of all. Partnerships between the sectors allow for leveraging of resources, relationships, and strengths to serve communities even better.”

### National Council of Nonprofits

**10,921** New Mexico nonprofits generate **\$3.22 billion** in economic output and **employ 1 in 13 people** in the private workforce.

When the pandemic hit New Mexico, nonprofits responded without hesitation. Despite loss of revenue and volunteers, nonprofits adapted and delivered. They provided food, emergency shelter and other critical services.

Charitable nonprofits contribute to community vitality and well-being. Nonprofits are employers and economic engines. **Resilient communities need resilient nonprofit organizations.**

-Nonprofit Data, New Mexico IRS Form 990 Annual Extract Data, October 2021  
-Demographics, Poverty, Employment, Health Insurance: U.S. Census - American Community Survey 2019  
-Economic Impact: [bber.unm.edu/media/publications/NMAG\\_Economic\\_Impact\\_Report\\_2020\\_Final.pdf](https://bber.unm.edu/media/publications/NMAG_Economic_Impact_Report_2020_Final.pdf)



# Colfax County 2021 NONPROFITS



**COUNTY POPULATION 12,168**

Age: 19 and under	20.3%
Age: 20-24	4.5%
Age: 25-64	48.1%
Age 65 and up	27.0%

Poverty 20.0%

# NONPROFIT CATEGORY DEFINITIONS:

## 1) ANIMAL-RELATED AND ENVIRONMENTAL

Animal-Related (D)

Environmental Quality, Protection & Beautification (C)

## 2) RELIGIOUS, SPORTS AND RECREATION, MUTUAL AND MEMBERSHIP BENEFIT

Religion-Related (X)

Recreation Sports (N)

Mutual & Membership Benefit (Y)

## 3) COMMUNITY DEVELOPMENT

(Including Economic Development and Service Clubs) & Ag

Community Improvement & Capacity Building (S)

Food, Agriculture & Nutrition (K)

## 4) DIRECT SERVICE (Including Education & Healthcare)

Education (B)

Health Care (E)

Mental Health & Crisis Intervention (F)

Crime & Legal-Related (I)

Employment (J)

Housing & Shelter (L)

## 5) INFRASTRUCTURE SERVICES

Public & Societal Benefit (W)

Public Safety, Disaster Preparedness & Relief (M)

## 6) ARTS, CULTURE, HUMANITIES, MEDICAL AND SCIENCE

Arts, Culture & Humanities (A)

Diseases, Disorders & Medical Disciplines (G)

Science & Technology (U)

Medical Research (H)

Social Science (V)

## 7) OTHER

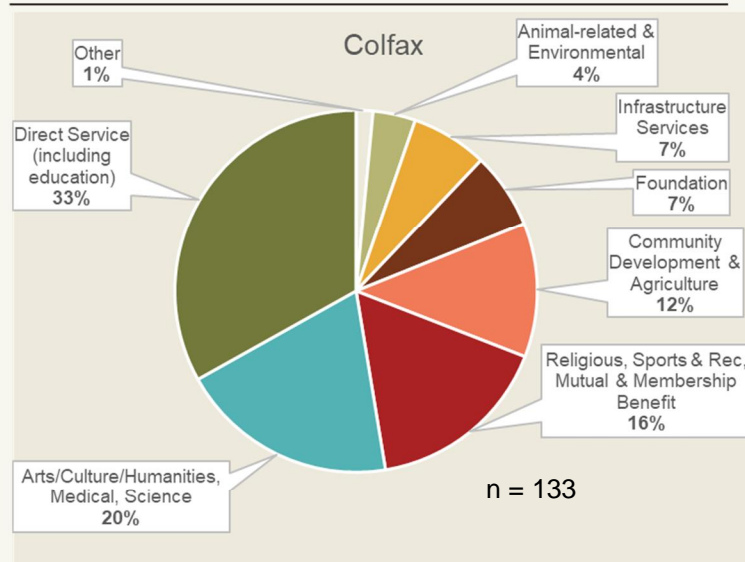
International, Foreign Affairs & National Security (Q)

Civil Rights, Social Action & Advocacy (R)

Unknown (Z)

## 8) FOUNDATION

Philanthropy, Voluntarism & Grant-making Foundations (T)



## NONPROFITS ADAPT AND DELIVER

“The COVID-19 pandemic resurfaced an undeniable truth: charitable nonprofits and governments are natural partners, serving the same constituents in the same communities. The challenges of one are the challenges of all. Partnerships between the sectors allow for leveraging of resources, relationships, and strengths to serve communities even better.”

### National Council of Nonprofits

**10,921** New Mexico nonprofits generate **\$3.22 billion** in economic output and **employ 1 in 13 people** in the private workforce.


When the pandemic hit New Mexico, nonprofits responded without hesitation. Despite loss of revenue and volunteers, nonprofits adapted and delivered. They provided food, emergency shelter and other critical services.

Charitable nonprofits contribute to community vitality and well-being. Nonprofits are employers and economic engines. **Resilient communities need resilient nonprofit organizations.**

-Nonprofit Data, New Mexico IRS Form 990 Annual Extract Data, October 2021  
-Demographics, Poverty, Employment, Health Insurance: U.S. Census - American Community Survey 2019  
-Economic Impact: [bber.unm.edu/media/publications/NMAG\\_Economic\\_Impact\\_Report\\_2020\\_Final.pdf](https://bber.unm.edu/media/publications/NMAG_Economic_Impact_Report_2020_Final.pdf)



# Curry County 2021 NONPROFITS



**COUNTY POPULATION 49,732**

Age: 19 and under	29.4%
Age: 20-24	9.3%
Age: 25-64	49.2%
Age 65 and up	12.3%

Poverty 20.9%

# NONPROFIT CATEGORY DEFINITIONS:

## 1) ANIMAL-RELATED AND ENVIRONMENTAL

Animal-Related (D)

Environmental Quality, Protection & Beautification (C)

## 2) RELIGIOUS, SPORTS AND RECREATION, MUTUAL AND MEMBERSHIP BENEFIT

Religion-Related (X)

Recreation Sports (N)

Mutual & Membership Benefit (Y)

## 3) COMMUNITY DEVELOPMENT

(Including Economic Development and Service Clubs) & Ag

Community Improvement & Capacity Building (S)

Food, Agriculture & Nutrition (K)

## 4) DIRECT SERVICE (Including Education & Healthcare)

Education (B)

Health Care (E)

Mental Health & Crisis Intervention (F)

Crime & Legal-Related (I)

Employment (J)

Housing & Shelter (L)

## 5) INFRASTRUCTURE SERVICES

Public & Societal Benefit (W)

Public Safety, Disaster Preparedness & Relief (M)

## 6) ARTS, CULTURE, HUMANITIES, MEDICAL AND SCIENCE

Arts, Culture & Humanities (A)

Diseases, Disorders & Medical Disciplines (G)

Science & Technology (U)

Medical Research (H)

Social Science (V)

## 7) OTHER

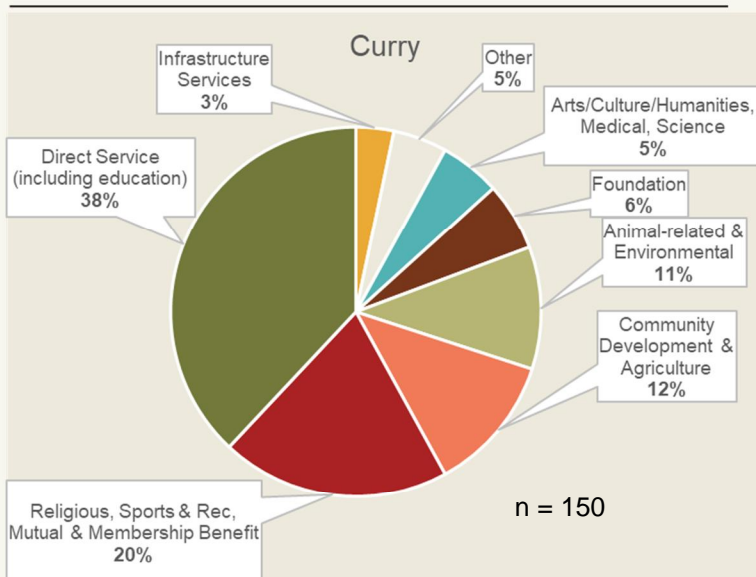
International, Foreign Affairs & National Security (Q)

Civil Rights, Social Action & Advocacy (R)

Unknown (Z)

## 8) FOUNDATION

Philanthropy, Voluntarism & Grant-making Foundations (T)



## NONPROFITS ADAPT AND DELIVER

“The COVID-19 pandemic resurfaced an undeniable truth: charitable nonprofits and governments are natural partners, serving the same constituents in the same communities. The challenges of one are the challenges of all. Partnerships between the sectors allow for leveraging of resources, relationships, and strengths to serve communities even better.”

### National Council of Nonprofits

**10,921** New Mexico nonprofits generate **\$3.22 billion** in economic output and **employ 1 in 13 people** in the private workforce.


When the pandemic hit New Mexico, nonprofits responded without hesitation. Despite loss of revenue and volunteers, nonprofits adapted and delivered. They provided food, emergency shelter and other critical services.

Charitable nonprofits contribute to community vitality and well-being. Nonprofits are employers and economic engines. **Resilient communities need resilient nonprofit organizations.**

-Nonprofit Data, New Mexico IRS Form 990 Annual Extract Data, October 2021  
-Demographics, Poverty, Employment, Health Insurance: U.S. Census - American Community Survey 2019  
-Economic Impact: [bber.unm.edu/media/publications/NMAG\\_Economic\\_Impact\\_Report\\_2020\\_Final.pdf](https://bber.unm.edu/media/publications/NMAG_Economic_Impact_Report_2020_Final.pdf)



# De Baca County 2021 NONPROFITS



COUNTY POPULATION 2,040

Age: 19 and under	38.5%
Age: 20-24	5.4%
Age: 25-64	36.4%
Age 65 and up	19.7%

Poverty 16.0%

# NONPROFIT CATEGORY DEFINITIONS:

## 1) ANIMAL-RELATED AND ENVIRONMENTAL

Animal-Related (D)

Environmental Quality, Protection & Beautification (C)

## 2) RELIGIOUS, SPORTS AND RECREATION, MUTUAL AND MEMBERSHIP BENEFIT

Religion-Related (X)

Recreation Sports (N)

Mutual & Membership Benefit (Y)

## 3) COMMUNITY DEVELOPMENT

(Including Economic Development and Service Clubs) & Ag

Community Improvement & Capacity Building (S)

Food, Agriculture & Nutrition (K)

## 4) DIRECT SERVICE (Including Education & Healthcare)

Education (B)

Health Care (E)

Mental Health & Crisis Intervention (F)

Crime & Legal-Related (I)

Employment (J)

Housing & Shelter (L)

## 5) INFRASTRUCTURE SERVICES

Public & Societal Benefit (W)

Public Safety, Disaster Preparedness & Relief (M)

## 6) ARTS, CULTURE, HUMANITIES, MEDICAL AND SCIENCE

Arts, Culture & Humanities (A)

Diseases, Disorders & Medical Disciplines (G)

Science & Technology (U)

Medical Research (H)

Social Science (V)

## 7) OTHER

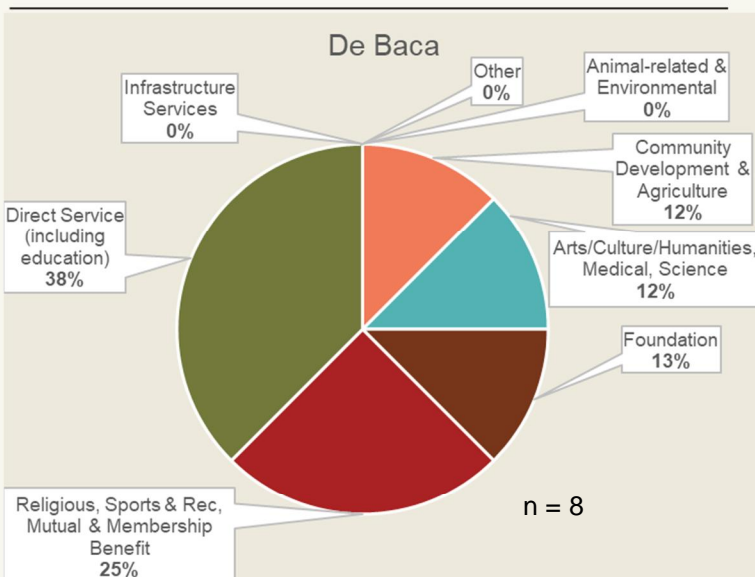
International, Foreign Affairs & National Security (Q)

Civil Rights, Social Action & Advocacy (R)

Unknown (Z)

## 8) FOUNDATION

Philanthropy, Voluntarism & Grant-making Foundations (T)



## NONPROFITS ADAPT AND DELIVER

“The COVID-19 pandemic resurfaced an undeniable truth: charitable nonprofits and governments are natural partners, serving the same constituents in the same communities. The challenges of one are the challenges of all. Partnerships between the sectors allow for leveraging of resources, relationships, and strengths to serve communities even better.”

### National Council of Nonprofits

**10,921** New Mexico nonprofits generate **\$3.22 billion** in economic output and **employ 1 in 13 people** in the private workforce.

When the pandemic hit New Mexico, nonprofits responded without hesitation. Despite loss of revenue and volunteers, nonprofits adapted and delivered. They provided food, emergency shelter and other critical services.

Charitable nonprofits contribute to community vitality and well-being. Nonprofits are employers and economic engines. **Resilient communities need resilient nonprofit organizations.**

-Nonprofit Data, New Mexico IRS Form 990 Annual Extract Data, October 2021  
-Demographics, Poverty, Employment, Health Insurance: U.S. Census - American Community Survey 2019  
-Economic Impact: [bber.unm.edu/media/publications/NMAG\\_Economic\\_Impact\\_Report\\_2020\\_Final.pdf](https://bber.unm.edu/media/publications/NMAG_Economic_Impact_Report_2020_Final.pdf)



# Doña Ana County 2021 NONPROFITS

60

Animal-Related  
and Environmental

25

Infrastructure  
Services

159

Religious, Sports and  
Recreation, Mutual  
Membership Benefit

128

Arts, Culture,  
Humanities,  
Medical and Science

50

Community Development

32

Other

294

Direct Service

14

Foundation

762  
TOTAL NUMBER

COUNTY POPULATION 218,195

Age: 19 and under 28.1%

Age: 20-24 10.3%

Age: 25-64 45.6%

Age 65 and up 16.2%

Poverty 25.9%

 **New Mexico  
Thrives**

# NONPROFIT CATEGORY DEFINITIONS:

## 1) ANIMAL-RELATED AND ENVIRONMENTAL

Animal-Related (D)

Environmental Quality, Protection & Beautification (C)

## 2) RELIGIOUS, SPORTS AND RECREATION, MUTUAL AND MEMBERSHIP BENEFIT

Religion-Related (X)

Recreation Sports (N)

Mutual & Membership Benefit (Y)

## 3) COMMUNITY DEVELOPMENT

(Including Economic Development and Service Clubs) & Ag

Community Improvement & Capacity Building (S)

Food, Agriculture & Nutrition (K)

## 4) DIRECT SERVICE (Including Education & Healthcare)

Education (B)

Health Care (E)

Mental Health & Crisis Intervention (F)

Crime & Legal-Related (I)

Employment (J)

Housing & Shelter (L)

## 5) INFRASTRUCTURE SERVICES

Public & Societal Benefit (W)

Public Safety, Disaster Preparedness & Relief (M)

## 6) ARTS, CULTURE, HUMANITIES, MEDICAL AND SCIENCE

Arts, Culture & Humanities (A)

Diseases, Disorders & Medical Disciplines (G)

Science & Technology (U)

Medical Research (H)

Social Science (V)

## 7) OTHER

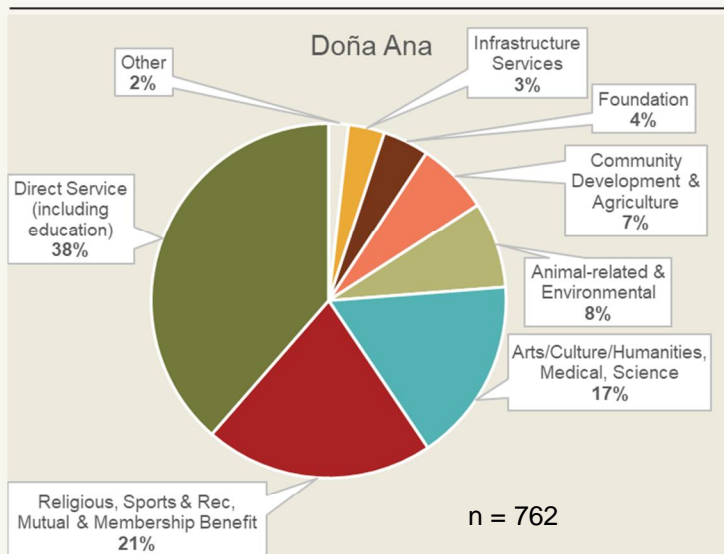
International, Foreign Affairs & National Security (Q)

Civil Rights, Social Action & Advocacy (R)

Unknown (Z)

## 8) FOUNDATION

Philanthropy, Voluntarism & Grant-making Foundations (T)



## NONPROFITS ADAPT AND DELIVER

“The COVID-19 pandemic resurfaced an undeniable truth: charitable nonprofits and governments are natural partners, serving the same constituents in the same communities. The challenges of one are the challenges of all. Partnerships between the sectors allow for leveraging of resources, relationships, and strengths to serve communities even better.”

### National Council of Nonprofits

**10,921** New Mexico nonprofits generate **\$3.22 billion** in economic output and **employ 1 in 13 people** in the private workforce.

When the pandemic hit New Mexico, nonprofits responded without hesitation. Despite loss of revenue and volunteers, nonprofits adapted and delivered. They provided food, emergency shelter and other critical services.

Charitable nonprofits contribute to community vitality and well-being. Nonprofits are employers and economic engines. **Resilient communities need resilient nonprofit organizations.**

-Nonprofit Data, New Mexico IRS Form 990 Annual Extract Data, October 2021  
-Demographics, Poverty, Employment, Health Insurance: U.S. Census - American Community Survey 2019  
-Economic Impact: [bber.unm.edu/media/publications/NMAG\\_Economic\\_Impact\\_Report\\_2020\\_Final.pdf](https://bber.unm.edu/media/publications/NMAG_Economic_Impact_Report_2020_Final.pdf)



# Eddy County 2021 NONPROFITS

15

Animal-Related  
and Environmental

14

Infrastructure  
Services

37

Religious, Sports and  
Recreation, Mutual  
Membership Benefit

19

Arts, Culture,  
Humanities,  
Medical and Science

12

Community Development

22

Other

121

Direct Service

6

Foundation

246  
TOTAL NUMBER

COUNTY POPULATION 57,732

Age: 19 and under 28.9%

Age: 20-24 6.5%

Age: 25-64 50.2%

Age 65 and up 14.3%

Poverty 14.6%



# NONPROFIT CATEGORY DEFINITIONS:

## 1) ANIMAL-RELATED AND ENVIRONMENTAL

Animal-Related (D)

Environmental Quality, Protection & Beautification (C)

## 2) RELIGIOUS, SPORTS AND RECREATION, MUTUAL AND MEMBERSHIP BENEFIT

Religion-Related (X)

Recreation Sports (N)

Mutual & Membership Benefit (Y)

## 3) COMMUNITY DEVELOPMENT

(Including Economic Development and Service Clubs) & Ag

Community Improvement & Capacity Building (S)

Food, Agriculture & Nutrition (K)

## 4) DIRECT SERVICE (Including Education & Healthcare)

Education (B)

Health Care (E)

Mental Health & Crisis Intervention (F)

Crime & Legal-Related (I)

Employment (J)

Housing & Shelter (L)

## 5) INFRASTRUCTURE SERVICES

Public & Societal Benefit (W)

Public Safety, Disaster Preparedness & Relief (M)

## 6) ARTS, CULTURE, HUMANITIES, MEDICAL AND SCIENCE

Arts, Culture & Humanities (A)

Diseases, Disorders & Medical Disciplines (G)

Science & Technology (U)

Medical Research (H)

Social Science (V)

## 7) OTHER

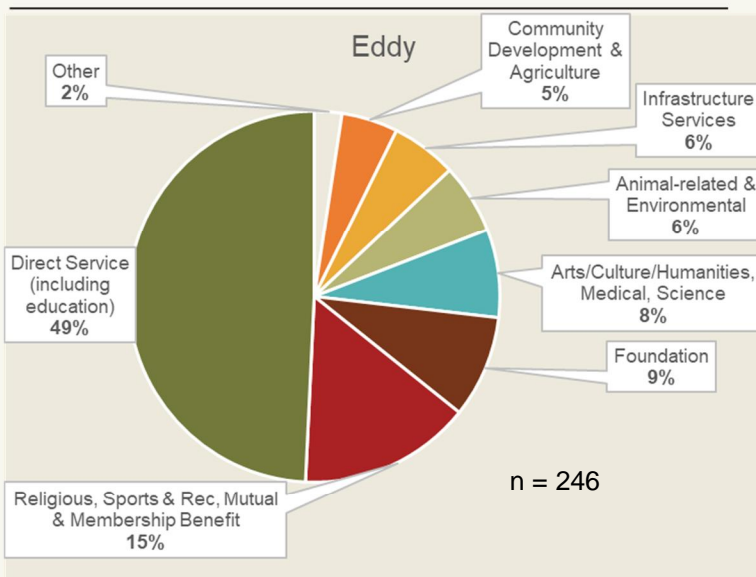
International, Foreign Affairs & National Security (Q)

Civil Rights, Social Action & Advocacy (R)

Unknown (Z)

## 8) FOUNDATION

Philanthropy, Voluntarism & Grant-making Foundations (T)



## NONPROFITS ADAPT AND DELIVER

“The COVID-19 pandemic resurfaced an undeniable truth: charitable nonprofits and governments are natural partners, serving the same constituents in the same communities. The challenges of one are the challenges of all. Partnerships between the sectors allow for leveraging of resources, relationships, and strengths to serve communities even better.”

### National Council of Nonprofits

**10,921** New Mexico nonprofits generate **\$3.22 billion** in economic output and **employ 1 in 13 people** in the private workforce.

When the pandemic hit New Mexico, nonprofits responded without hesitation. Despite loss of revenue and volunteers, nonprofits adapted and delivered. They provided food, emergency shelter and other critical services.

Charitable nonprofits contribute to community vitality and well-being. Nonprofits are employers and economic engines. **Resilient communities need resilient nonprofit organizations.**

-Nonprofit Data, New Mexico IRS Form 990 Annual Extract Data, October 2021  
-Demographics, Poverty, Employment, Health Insurance: U.S. Census - American Community Survey 2019  
-Economic Impact: [bber.unm.edu/media/publications/NMAG\\_Economic\\_Impact\\_Report\\_2020\\_Final.pdf](https://bber.unm.edu/media/publications/NMAG_Economic_Impact_Report_2020_Final.pdf)



# Grant County 2021 NONPROFITS

32

Animal-Related  
and Environmental

6

Infrastructure  
Services

37

Religious, Sports and  
Recreation, Mutual  
Membership Benefit

41

Arts, Culture,  
Humanities,  
Medical and Science

24

Community Development

8

Other

82

Direct Service

4

Foundation

234  
TOTAL NUMBER

COUNTY POPULATION 27,669

Age: 19 and under 22.4%

Age: 20-24 5.4%

Age: 25-64 45.7%

Age 65 and up 26.5%

Poverty 24.0%

 **New Mexico  
Thrives**

# NONPROFIT CATEGORY DEFINITIONS:

## 1) ANIMAL-RELATED AND ENVIRONMENTAL

Animal-Related (D)

Environmental Quality, Protection & Beautification (C)

## 2) RELIGIOUS, SPORTS AND RECREATION, MUTUAL AND MEMBERSHIP BENEFIT

Religion-Related (X)

Recreation Sports (N)

Mutual & Membership Benefit (Y)

## 3) COMMUNITY DEVELOPMENT

(Including Economic Development and Service Clubs) & Ag

Community Improvement & Capacity Building (S)

Food, Agriculture & Nutrition (K)

## 4) DIRECT SERVICE (Including Education & Healthcare)

Education (B)

Health Care (E)

Mental Health & Crisis Intervention (F)

Crime & Legal-Related (I)

Employment (J)

Housing & Shelter (L)

## 5) INFRASTRUCTURE SERVICES

Public & Societal Benefit (W)

Public Safety, Disaster Preparedness & Relief (M)

## 6) ARTS, CULTURE, HUMANITIES, MEDICAL AND SCIENCE

Arts, Culture & Humanities (A)

Diseases, Disorders & Medical Disciplines (G)

Science & Technology (U)

Medical Research (H)

Social Science (V)

## 7) OTHER

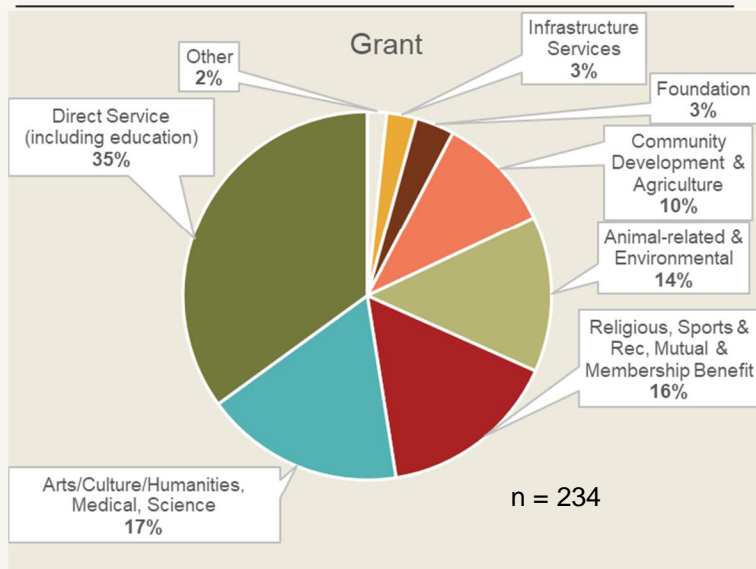
International, Foreign Affairs & National Security (Q)

Civil Rights, Social Action & Advocacy (R)

Unknown (Z)

## 8) FOUNDATION

Philanthropy, Voluntarism & Grant-making Foundations (T)



## NONPROFITS ADAPT AND DELIVER

“The COVID-19 pandemic resurfaced an undeniable truth: charitable nonprofits and governments are natural partners, serving the same constituents in the same communities. The challenges of one are the challenges of all. Partnerships between the sectors allow for leveraging of resources, relationships, and strengths to serve communities even better.”

### National Council of Nonprofits

**10,921** New Mexico nonprofits generate **\$3.22 billion** in economic output and **employ 1 in 13 people** in the private workforce.


When the pandemic hit New Mexico, nonprofits responded without hesitation. Despite loss of revenue and volunteers, nonprofits adapted and delivered. They provided food, emergency shelter and other critical services.

Charitable nonprofits contribute to community vitality and well-being. Nonprofits are employers and economic engines. **Resilient communities need resilient nonprofit organizations.**

-Nonprofit Data, New Mexico IRS Form 990 Annual Extract Data, October 2021  
-Demographics, Poverty, Employment, Health Insurance: U.S. Census - American Community Survey 2019  
-Economic Impact: [bber.unm.edu/media/publications/NMAG\\_Economic\\_Impact\\_Report\\_2020\\_Final.pdf](https://bber.unm.edu/media/publications/NMAG_Economic_Impact_Report_2020_Final.pdf)



# Guadalupe County 2021 NONPROFITS



## NONPROFIT CATEGORY DEFINITIONS:

### 1) ANIMAL-RELATED AND ENVIRONMENTAL

Animal-Related (D)

Environmental Quality, Protection & Beautification (C)

### 2) RELIGIOUS, SPORTS AND RECREATION, MUTUAL AND MEMBERSHIP BENEFIT

Religion-Related (X)

Recreation Sports (N)

Mutual & Membership Benefit (Y)

### 3) COMMUNITY DEVELOPMENT

(Including Economic Development and Service Clubs) & Ag

Community Improvement & Capacity Building (S)

Food, Agriculture & Nutrition (K)

### 4) DIRECT SERVICE (Including Education & Healthcare)

Education (B)

Health Care (E)

Mental Health & Crisis Intervention (F)

Crime & Legal-Related (I)

Employment (J)

Housing & Shelter (L)

### 5) INFRASTRUCTURE SERVICES

Public & Societal Benefit (W)

Public Safety, Disaster Preparedness & Relief (M)

### 6) ARTS, CULTURE, HUMANITIES, MEDICAL AND SCIENCE

Arts, Culture & Humanities (A)

Diseases, Disorders & Medical Disciplines (G)

Science & Technology (U)

Medical Research (H)

Social Science (V)

### 7) OTHER

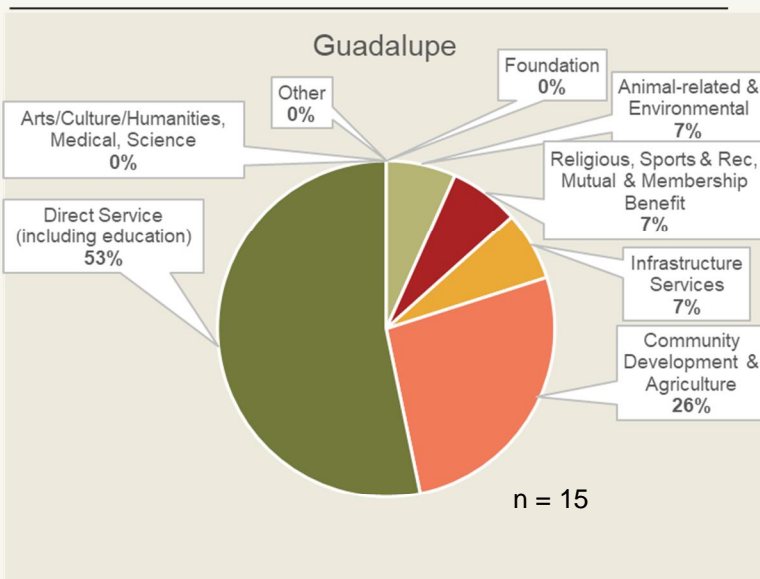
International, Foreign Affairs & National Security (Q)

Civil Rights, Social Action & Advocacy (R)

Unknown (Z)

### 8) FOUNDATION

Philanthropy, Voluntarism & Grant-making Foundations (T)



## NONPROFITS ADAPT AND DELIVER

“The COVID-19 pandemic resurfaced an undeniable truth: charitable nonprofits and governments are natural partners, serving the same constituents in the same communities. The challenges of one are the challenges of all. Partnerships between the sectors allow for leveraging of resources, relationships, and strengths to serve communities even better.”

### National Council of Nonprofits

**10,921** New Mexico nonprofits generate **\$3.22 billion** in economic output and **employ 1 in 13 people** in the private workforce.


When the pandemic hit New Mexico, nonprofits responded without hesitation. Despite loss of revenue and volunteers, nonprofits adapted and delivered. They provided food, emergency shelter and other critical services.

Charitable nonprofits contribute to community vitality and well-being. Nonprofits are employers and economic engines. **Resilient communities need resilient nonprofit organizations.**

-Nonprofit Data, New Mexico IRS Form 990 Annual Extract Data, October 2021  
-Demographics, Poverty, Employment, Health Insurance: U.S. Census - American Community Survey 2019  
-Economic Impact: [bber.unm.edu/media/publications/NMAG\\_Economic\\_Impact\\_Report\\_2020\\_Final.pdf](https://bber.unm.edu/media/publications/NMAG_Economic_Impact_Report_2020_Final.pdf)



# Harding County 2021 NONPROFITS



COUNTY POPULATION 441

Age: 19 and under	14.6%
Age: 20-24	5.0%
Age: 25-64	41.5%
Age 65 and up	39.0%

Poverty 14.3%

## NONPROFIT CATEGORY DEFINITIONS:

### 1) ANIMAL-RELATED AND ENVIRONMENTAL

Animal-Related (D)  
Environmental Quality, Protection & Beautification (C)

### 2) RELIGIOUS, SPORTS AND RECREATION, MUTUAL AND MEMBERSHIP BENEFIT

Religion-Related (X)  
Recreation Sports (N)  
Mutual & Membership Benefit (Y)

### 3) COMMUNITY DEVELOPMENT

(Including Economic Development and Service Clubs) & Ag  
Community Improvement & Capacity Building (S)  
Food, Agriculture & Nutrition (K)

### 4) DIRECT SERVICE (Including Education & Healthcare)

Education (B)  
Health Care (E)  
Mental Health & Crisis Intervention (F)  
Crime & Legal-Related (I)  
Employment (J)  
Housing & Shelter (L)

### 5) INFRASTRUCTURE SERVICES

Public & Societal Benefit (W)  
Public Safety, Disaster Preparedness & Relief (M)

### 6) ARTS, CULTURE, HUMANITIES, MEDICAL AND SCIENCE

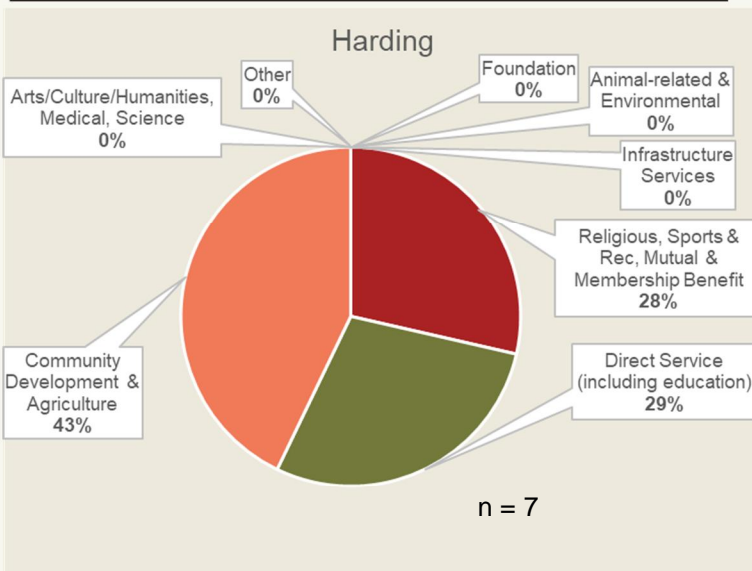
Arts, Culture & Humanities (A)  
Diseases, Disorders & Medical Disciplines (G)  
Science & Technology (U)  
Medical Research (H)  
Social Science (V)

### 7) OTHER

International, Foreign Affairs & National Security (Q)  
Civil Rights, Social Action & Advocacy (R)  
Unknown (Z)

### 8) FOUNDATION

Philanthropy, Voluntarism & Grant-making Foundations (T)



## NONPROFITS ADAPT AND DELIVER

“The COVID-19 pandemic resurfaced an undeniable truth: charitable nonprofits and governments are natural partners, serving the same constituents in the same communities. The challenges of one are the challenges of all. Partnerships between the sectors allow for leveraging of resources, relationships, and strengths to serve communities even better.”

### National Council of Nonprofits

**10,921** New Mexico nonprofits generate **\$3.22 billion** in economic output and **employ 1 in 13 people** in the private workforce.


When the pandemic hit New Mexico, nonprofits responded without hesitation. Despite loss of revenue and volunteers, nonprofits adapted and delivered. They provided food, emergency shelter and other critical services.

Charitable nonprofits contribute to community vitality and well-being. Nonprofits are employers and economic engines. **Resilient communities need resilient nonprofit organizations.**

-Nonprofit Data, New Mexico IRS Form 990 Annual Extract Data, October 2021  
-Demographics, Poverty, Employment, Health Insurance: U.S. Census - American Community Survey 2019  
-Economic Impact: [bber.unm.edu/media/publications/NMAG\\_Economic\\_Impact\\_Report\\_2020\\_Final.pdf](https://bber.unm.edu/media/publications/NMAG_Economic_Impact_Report_2020_Final.pdf)



# Hidalgo County 2021 NONPROFITS



**COUNTY POPULATION 4,297**

Age: 19 and under	25.3%
Age: 20-24	5.7%
Age: 25-64	48.0%
Age 65 and up	21.2%

Poverty 25.8%

## NONPROFIT CATEGORY DEFINITIONS:

### 1) ANIMAL-RELATED AND ENVIRONMENTAL

Animal-Related (D)

Environmental Quality, Protection & Beautification (C)

### 2) RELIGIOUS, SPORTS AND RECREATION, MUTUAL AND MEMBERSHIP BENEFIT

Religion-Related (X)

Recreation Sports (N)

Mutual & Membership Benefit (Y)

### 3) COMMUNITY DEVELOPMENT

(Including Economic Development and Service Clubs) & Ag

Community Improvement & Capacity Building (S)

Food, Agriculture & Nutrition (K)

### 4) DIRECT SERVICE (Including Education & Healthcare)

Education (B)

Health Care (E)

Mental Health & Crisis Intervention (F)

Crime & Legal-Related (I)

Employment (J)

Housing & Shelter (L)

### 5) INFRASTRUCTURE SERVICES

Public & Societal Benefit (W)

Public Safety, Disaster Preparedness & Relief (M)

### 6) ARTS, CULTURE, HUMANITIES, MEDICAL AND SCIENCE

Arts, Culture & Humanities (A)

Diseases, Disorders & Medical Disciplines (G)

Science & Technology (U)

Medical Research (H)

Social Science (V)

### 7) OTHER

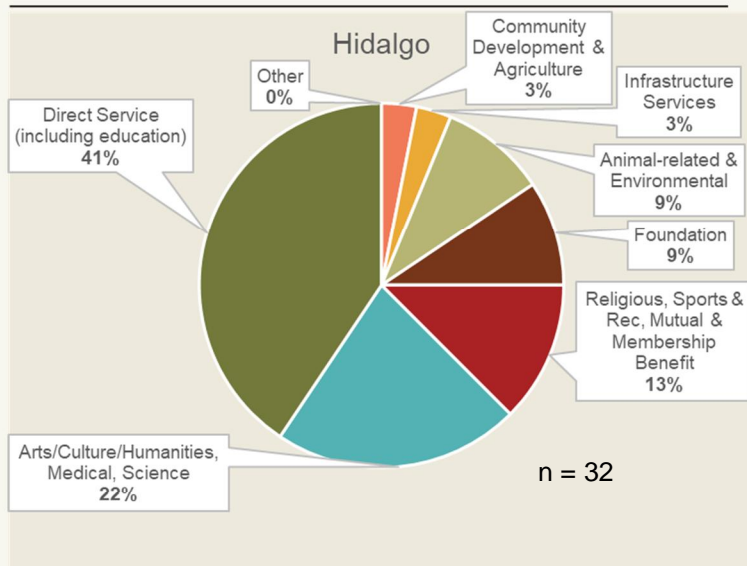
International, Foreign Affairs & National Security (Q)

Civil Rights, Social Action & Advocacy (R)

Unknown (Z)

### 8) FOUNDATION

Philanthropy, Voluntarism & Grant-making Foundations (T)



## NONPROFITS ADAPT AND DELIVER

“The COVID-19 pandemic resurfaced an undeniable truth: charitable nonprofits and governments are natural partners, serving the same constituents in the same communities. The challenges of one are the challenges of all. Partnerships between the sectors allow for leveraging of resources, relationships, and strengths to serve communities even better.”

### National Council of Nonprofits

**10,921** New Mexico nonprofits generate **\$3.22 billion** in economic output and **employ 1 in 13 people** in the private workforce.

When the pandemic hit New Mexico, nonprofits responded without hesitation. Despite loss of revenue and volunteers, nonprofits adapted and delivered. They provided food, emergency shelter and other critical services.

Charitable nonprofits contribute to community vitality and well-being. Nonprofits are employers and economic engines. **Resilient communities need resilient nonprofit organizations.**

-Nonprofit Data, New Mexico IRS Form 990 Annual Extract Data, October 2021  
-Demographics, Poverty, Employment, Health Insurance: U.S. Census - American Community Survey 2019  
-Economic Impact: [bber.unm.edu/media/publications/NMAG\\_Economic\\_Impact\\_Report\\_2020\\_Final.pdf](https://bber.unm.edu/media/publications/NMAG_Economic_Impact_Report_2020_Final.pdf)



# Lea County 2021 NONPROFITS

8

Animal-Related  
and Environmental

4

Infrastructure  
Services

36

Religious, Sports and  
Recreation, Mutual  
Membership Benefit

28

Arts, Culture,  
Humanities,  
Medical and Science

21

Community Development

11

Other

102

Direct Service

4

Foundation

214  
TOTAL NUMBER

COUNTY POPULATION 71,070

Age: 19 and under 33.7%

Age: 20-24 6.6%

Age: 25-64 48.8%

Age 65 and up 10.8%

Poverty 16.4%

 **New Mexico  
Thrives**

# NONPROFIT CATEGORY DEFINITIONS:

## 1) ANIMAL-RELATED AND ENVIRONMENTAL

Animal-Related (D)

Environmental Quality, Protection & Beautification (C)

## 2) RELIGIOUS, SPORTS AND RECREATION, MUTUAL AND MEMBERSHIP BENEFIT

Religion-Related (X)

Recreation Sports (N)

Mutual & Membership Benefit (Y)

## 3) COMMUNITY DEVELOPMENT

(Including Economic Development and Service Clubs) & Ag

Community Improvement & Capacity Building (S)

Food, Agriculture & Nutrition (K)

## 4) DIRECT SERVICE (Including Education & Healthcare)

Education (B)

Health Care (E)

Mental Health & Crisis Intervention (F)

Crime & Legal-Related (I)

Employment (J)

Housing & Shelter (L)

## 5) INFRASTRUCTURE SERVICES

Public & Societal Benefit (W)

Public Safety, Disaster Preparedness & Relief (M)

## 6) ARTS, CULTURE, HUMANITIES, MEDICAL AND SCIENCE

Arts, Culture & Humanities (A)

Diseases, Disorders & Medical Disciplines (G)

Science & Technology (U)

Medical Research (H)

Social Science (V)

## 7) OTHER

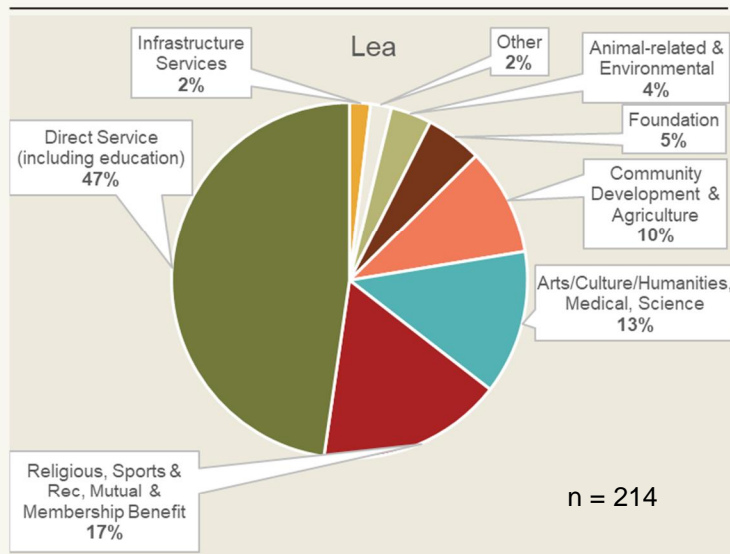
International, Foreign Affairs & National Security (Q)

Civil Rights, Social Action & Advocacy (R)

Unknown (Z)

## 8) FOUNDATION

Philanthropy, Voluntarism & Grant-making Foundations (T)



## NONPROFITS ADAPT AND DELIVER

“The COVID-19 pandemic resurfaced an undeniable truth: charitable nonprofits and governments are natural partners, serving the same constituents in the same communities. The challenges of one are the challenges of all. Partnerships between the sectors allow for leveraging of resources, relationships, and strengths to serve communities even better.”

### National Council of Nonprofits

**10,921** New Mexico nonprofits generate **\$3.22 billion** in economic output and **employ 1 in 13 people** in the private workforce.

When the pandemic hit New Mexico, nonprofits responded without hesitation. Despite loss of revenue and volunteers, nonprofits adapted and delivered. They provided food, emergency shelter and other critical services.


Charitable nonprofits contribute to community vitality and well-being. Nonprofits are employers and economic engines. **Resilient communities need resilient nonprofit organizations.**

-Nonprofit Data, New Mexico IRS Form 990 Annual Extract Data, October 2021  
-Demographics, Poverty, Employment, Health Insurance: U.S. Census - American Community Survey 2019  
-Economic Impact: [bber.unm.edu/media/publications/NMAG\\_Economic\\_Impact\\_Report\\_2020\\_Final.pdf](https://bber.unm.edu/media/publications/NMAG_Economic_Impact_Report_2020_Final.pdf)



# Lincoln County

## 2021 NONPROFITS



**COUNTY POPULATION 19,461**

Age: 19 and under	19.5%
Age: 20-24	5.1%
Age: 25-64	47.2%
Age 65 and up	28.1%

Poverty 10.6%



# NONPROFIT CATEGORY DEFINITIONS:

## 1) ANIMAL-RELATED AND ENVIRONMENTAL

Animal-Related (D)

Environmental Quality, Protection & Beautification (C)

## 2) RELIGIOUS, SPORTS AND RECREATION, MUTUAL AND MEMBERSHIP BENEFIT

Religion-Related (X)

Recreation Sports (N)

Mutual & Membership Benefit (Y)

## 3) COMMUNITY DEVELOPMENT

(Including Economic Development and Service Clubs) & Ag

Community Improvement & Capacity Building (S)

Food, Agriculture & Nutrition (K)

## 4) DIRECT SERVICE (Including Education & Healthcare)

Education (B)

Health Care (E)

Mental Health & Crisis Intervention (F)

Crime & Legal-Related (I)

Employment (J)

Housing & Shelter (L)

## 5) INFRASTRUCTURE SERVICES

Public & Societal Benefit (W)

Public Safety, Disaster Preparedness & Relief (M)

## 6) ARTS, CULTURE, HUMANITIES, MEDICAL AND SCIENCE

Arts, Culture & Humanities (A)

Diseases, Disorders & Medical Disciplines (G)

Science & Technology (U)

Medical Research (H)

Social Science (V)

## 7) OTHER

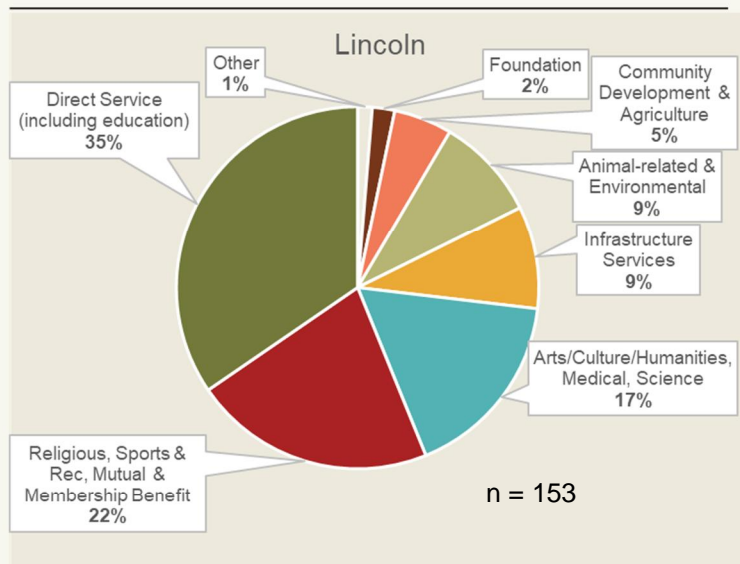
International, Foreign Affairs & National Security (Q)

Civil Rights, Social Action & Advocacy (R)

Unknown (Z)

## 8) FOUNDATION

Philanthropy, Voluntarism & Grant-making Foundations (T)



## NONPROFITS ADAPT AND DELIVER

“The COVID-19 pandemic resurfaced an undeniable truth: charitable nonprofits and governments are natural partners, serving the same constituents in the same communities. The challenges of one are the challenges of all. Partnerships between the sectors allow for leveraging of resources, relationships, and strengths to serve communities even better.”

### National Council of Nonprofits

**10,921** New Mexico nonprofits generate **\$3.22 billion** in economic output and **employ 1 in 13 people** in the private workforce.

When the pandemic hit New Mexico, nonprofits responded without hesitation. Despite loss of revenue and volunteers, nonprofits adapted and delivered. They provided food, emergency shelter and other critical services.

Charitable nonprofits contribute to community vitality and well-being. Nonprofits are employers and economic engines. **Resilient communities need resilient nonprofit organizations.**

-Nonprofit Data, New Mexico IRS Form 990 Annual Extract Data, October 2021  
-Demographics, Poverty, Employment, Health Insurance: U.S. Census - American Community Survey 2019  
-Economic Impact: [bber.unm.edu/media/publications/NMAG\\_Economic\\_Impact\\_Report\\_2020\\_Final.pdf](https://bber.unm.edu/media/publications/NMAG_Economic_Impact_Report_2020_Final.pdf)



# Los Alamos County 2021 NONPROFITS



COUNTY POPULATION 18,625

Age: 19 and under	25.3%
Age: 20-24	3.4%
Age: 25-64	53.7%
Age 65 and up	17.5%

Poverty 4.4%

# NONPROFIT CATEGORY DEFINITIONS:

## 1) ANIMAL-RELATED AND ENVIRONMENTAL

Animal-Related (D)

Environmental Quality, Protection & Beautification (C)

## 2) RELIGIOUS, SPORTS AND RECREATION, MUTUAL AND MEMBERSHIP BENEFIT

Religion-Related (X)

Recreation Sports (N)

Mutual & Membership Benefit (Y)

## 3) COMMUNITY DEVELOPMENT

(Including Economic Development and Service Clubs) & Ag

Community Improvement & Capacity Building (S)

Food, Agriculture & Nutrition (K)

## 4) DIRECT SERVICE (Including Education & Healthcare)

Education (B)

Health Care (E)

Mental Health & Crisis Intervention (F)

Crime & Legal-Related (I)

Employment (J)

Housing & Shelter (L)

## 5) INFRASTRUCTURE SERVICES

Public & Societal Benefit (W)

Public Safety, Disaster Preparedness & Relief (M)

## 6) ARTS, CULTURE, HUMANITIES, MEDICAL AND SCIENCE

Arts, Culture & Humanities (A)

Diseases, Disorders & Medical Disciplines (G)

Science & Technology (U)

Medical Research (H)

Social Science (V)

## 7) OTHER

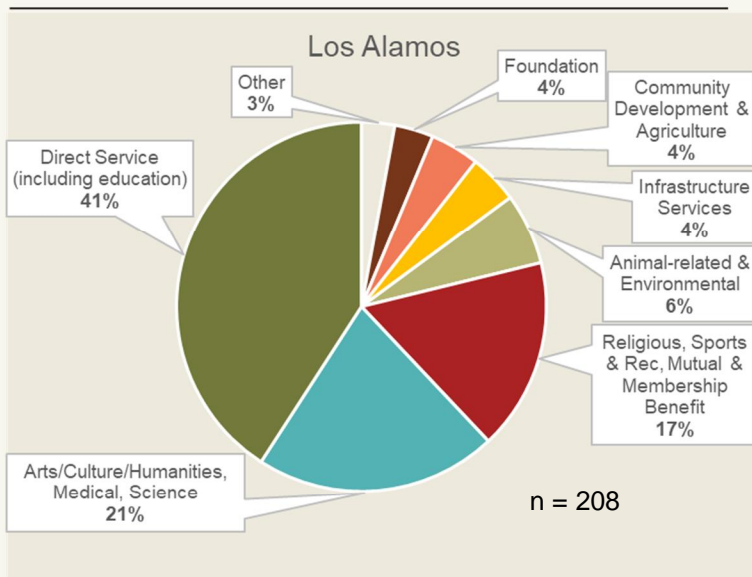
International, Foreign Affairs & National Security (Q)

Civil Rights, Social Action & Advocacy (R)

Unknown (Z)

## 8) FOUNDATION

Philanthropy, Voluntarism & Grant-making Foundations (T)



## NONPROFITS ADAPT AND DELIVER

“The COVID-19 pandemic resurfaced an undeniable truth: charitable nonprofits and governments are natural partners, serving the same constituents in the same communities. The challenges of one are the challenges of all. Partnerships between the sectors allow for leveraging of resources, relationships, and strengths to serve communities even better.”

### National Council of Nonprofits

**10,921** New Mexico nonprofits generate **\$3.22 billion** in economic output and **employ 1 in 13 people** in the private workforce.


When the pandemic hit New Mexico, nonprofits responded without hesitation. Despite loss of revenue and volunteers, nonprofits adapted and delivered. They provided food, emergency shelter and other critical services.

Charitable nonprofits contribute to community vitality and well-being. Nonprofits are employers and economic engines. **Resilient communities need resilient nonprofit organizations.**

-Nonprofit Data, New Mexico IRS Form 990 Annual Extract Data, October 2021  
-Demographics, Poverty, Employment, Health Insurance: U.S. Census - American Community Survey 2019  
-Economic Impact: [bber.unm.edu/media/publications/NMAG\\_Economic\\_Impact\\_Report\\_2020\\_Final.pdf](https://bber.unm.edu/media/publications/NMAG_Economic_Impact_Report_2020_Final.pdf)



# Luna County 2021 NONPROFITS



**COUNTY POPULATION 24,083**

Age: 19 and under	28.7%
Age: 20-24	7.3%
Age: 25-64	43.4%
Age 65 and up	20.5%

Poverty 27.7%



## NONPROFIT CATEGORY DEFINITIONS:

### 1) ANIMAL-RELATED AND ENVIRONMENTAL

Animal-Related (D)

Environmental Quality, Protection & Beautification (C)

### 2) RELIGIOUS, SPORTS AND RECREATION, MUTUAL AND MEMBERSHIP BENEFIT

Religion-Related (X)

Recreation Sports (N)

Mutual & Membership Benefit (Y)

### 3) COMMUNITY DEVELOPMENT

(Including Economic Development and Service Clubs) & Ag

Community Improvement & Capacity Building (S)

Food, Agriculture & Nutrition (K)

### 4) DIRECT SERVICE (Including Education & Healthcare)

Education (B)

Health Care (E)

Mental Health & Crisis Intervention (F)

Crime & Legal-Related (I)

Employment (J)

Housing & Shelter (L)

### 5) INFRASTRUCTURE SERVICES

Public & Societal Benefit (W)

Public Safety, Disaster Preparedness & Relief (M)

### 6) ARTS, CULTURE, HUMANITIES, MEDICAL AND SCIENCE

Arts, Culture & Humanities (A)

Diseases, Disorders & Medical Disciplines (G)

Science & Technology (U)

Medical Research (H)

Social Science (V)

### 7) OTHER

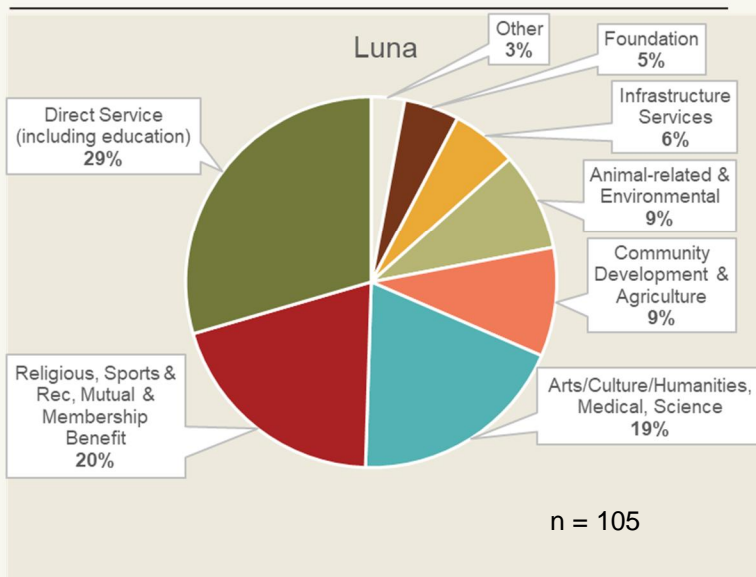
International, Foreign Affairs & National Security (Q)

Civil Rights, Social Action & Advocacy (R)

Unknown (Z)

### 8) FOUNDATION

Philanthropy, Voluntarism & Grant-making Foundations (T)



## NONPROFITS ADAPT AND DELIVER

“The COVID-19 pandemic resurfaced an undeniable truth: charitable nonprofits and governments are natural partners, serving the same constituents in the same communities. The challenges of one are the challenges of all. Partnerships between the sectors allow for leveraging of resources, relationships, and strengths to serve communities even better.”

### National Council of Nonprofits

**10,921** New Mexico nonprofits generate **\$3.22 billion** in economic output and **employ 1 in 13 people** in the private workforce.


When the pandemic hit New Mexico, nonprofits responded without hesitation. Despite loss of revenue and volunteers, nonprofits adapted and delivered. They provided food, emergency shelter and other critical services.

Charitable nonprofits contribute to community vitality and well-being. Nonprofits are employers and economic engines. **Resilient communities need resilient nonprofit organizations.**

-Nonprofit Data, New Mexico IRS Form 990 Annual Extract Data, October 2021  
-Demographics, Poverty, Employment, Health Insurance: U.S. Census - American Community Survey 2019  
-Economic Impact: [bber.unm.edu/media/publications/NMAG\\_Economic\\_Impact\\_Report\\_2020\\_Final.pdf](https://bber.unm.edu/media/publications/NMAG_Economic_Impact_Report_2020_Final.pdf)



# McKinley County 2021 NONPROFITS



**COUNTY POPULATION 71,367**

Age: 19 and under	31.0%
Age: 20-24	6.4%
Age: 25-64	48.6%
Age 65 and up	14.1%

Poverty 32.4%

## NONPROFIT CATEGORY DEFINITIONS:

### 1) ANIMAL-RELATED AND ENVIRONMENTAL

Animal-Related (D)

Environmental Quality, Protection & Beautification (C)

### 2) RELIGIOUS, SPORTS AND RECREATION, MUTUAL AND MEMBERSHIP BENEFIT

Religion-Related (X)

Recreation Sports (N)

Mutual & Membership Benefit (Y)

### 3) COMMUNITY DEVELOPMENT

(Including Economic Development and Service Clubs) & Ag

Community Improvement & Capacity Building (S)

Food, Agriculture & Nutrition (K)

### 4) DIRECT SERVICE (Including Education & Healthcare)

Education (B)

Health Care (E)

Mental Health & Crisis Intervention (F)

Crime & Legal-Related (I)

Employment (J)

Housing & Shelter (L)

### 5) INFRASTRUCTURE SERVICES

Public & Societal Benefit (W)

Public Safety, Disaster Preparedness & Relief (M)

### 6) ARTS, CULTURE, HUMANITIES, MEDICAL AND SCIENCE

Arts, Culture & Humanities (A)

Diseases, Disorders & Medical Disciplines (G)

Science & Technology (U)

Medical Research (H)

Social Science (V)

### 7) OTHER

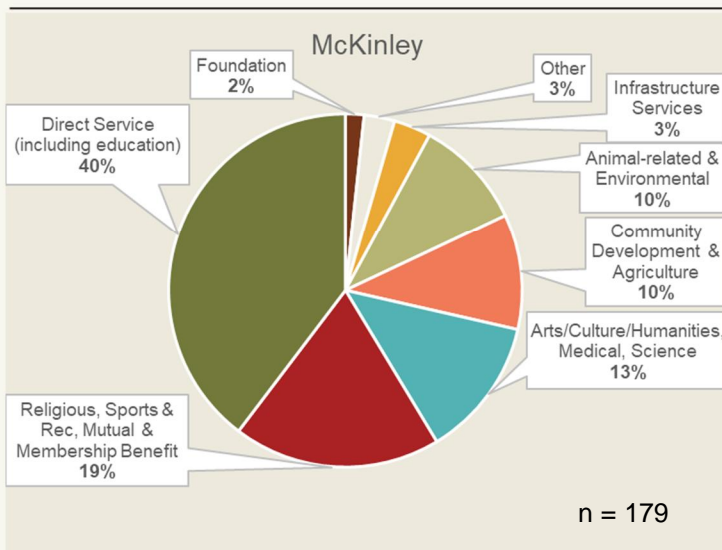
International, Foreign Affairs & National Security (Q)

Civil Rights, Social Action & Advocacy (R)

Unknown (Z)

### 8) FOUNDATION

Philanthropy, Voluntarism & Grant-making Foundations (T)



## NONPROFITS ADAPT AND DELIVER

“The COVID-19 pandemic resurfaced an undeniable truth: charitable nonprofits and governments are natural partners, serving the same constituents in the same communities. The challenges of one are the challenges of all. Partnerships between the sectors allow for leveraging of resources, relationships, and strengths to serve communities even better.”

### National Council of Nonprofits

**10,921** New Mexico nonprofits generate **\$3.22 billion** in economic output and **employ 1 in 13 people** in the private workforce.

When the pandemic hit New Mexico, nonprofits responded without hesitation. Despite loss of revenue and volunteers, nonprofits adapted and delivered. They provided food, emergency shelter and other critical services.


Charitable nonprofits contribute to community vitality and well-being. Nonprofits are employers and economic engines. **Resilient communities need resilient nonprofit organizations.**

-Nonprofit Data, New Mexico IRS Form 990 Annual Extract Data, October 2021  
 -Demographics, Poverty, Employment, Health Insurance: U.S. Census - American Community Survey 2019  
 -Economic Impact: [bber.unm.edu/media/publications/NMAG\\_Economic\\_Impact\\_Report\\_2020\\_Final.pdf](https://bber.unm.edu/media/publications/NMAG_Economic_Impact_Report_2020_Final.pdf)



# Mora County

## 2021 NONPROFITS



**COUNTY POPULATION 4,536**

Age: 19 and under	16.0%
Age: 20-24	6.4%
Age: 25-64	47.2%
Age 65 and up	30.4%

Poverty 20.0%



## NONPROFIT CATEGORY DEFINITIONS:

### 1) ANIMAL-RELATED AND ENVIRONMENTAL

Animal-Related (D)  
Environmental Quality, Protection & Beautification (C)

### 2) RELIGIOUS, SPORTS AND RECREATION, MUTUAL AND MEMBERSHIP BENEFIT

Religion-Related (X)  
Recreation Sports (N)  
Mutual & Membership Benefit (Y)

### 3) COMMUNITY DEVELOPMENT

(Including Economic Development and Service Clubs) & Ag  
Community Improvement & Capacity Building (S)  
Food, Agriculture & Nutrition (K)

### 4) DIRECT SERVICE (Including Education & Healthcare)

Education (B)  
Health Care (E)  
Mental Health & Crisis Intervention (F)  
Crime & Legal-Related (I)  
Employment (J)  
Housing & Shelter (L)

### 5) INFRASTRUCTURE SERVICES

Public & Societal Benefit (W)  
Public Safety, Disaster Preparedness & Relief (M)

### 6) ARTS, CULTURE, HUMANITIES, MEDICAL AND SCIENCE

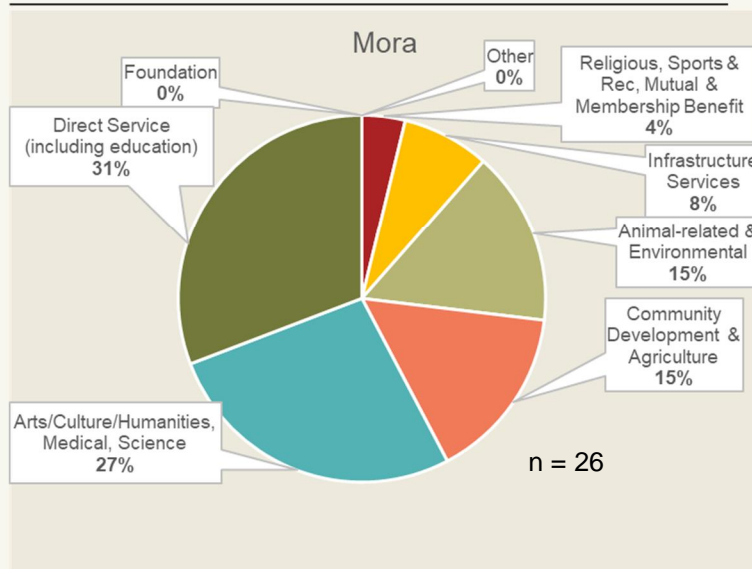
Arts, Culture & Humanities (A)  
Diseases, Disorders & Medical Disciplines (G)  
Science & Technology (U)  
Medical Research (H)  
Social Science (V)

### 7) OTHER

International, Foreign Affairs & National Security (Q)  
Civil Rights, Social Action & Advocacy (R)  
Unknown (Z)

### 8) FOUNDATION

Philanthropy, Voluntarism & Grant-making Foundations (T)



## NONPROFITS ADAPT AND DELIVER

“The COVID-19 pandemic resurfaced an undeniable truth: charitable nonprofits and governments are natural partners, serving the same constituents in the same communities. The challenges of one are the challenges of all. Partnerships between the sectors allow for leveraging of resources, relationships, and strengths to serve communities even better.”

### National Council of Nonprofits

**10,921** New Mexico nonprofits generate **\$3.22 billion** in economic output and **employ 1 in 13 people** in the private workforce.

When the pandemic hit New Mexico, nonprofits responded without hesitation. Despite loss of revenue and volunteers, nonprofits adapted and delivered. They provided food, emergency shelter and other critical services.

Charitable nonprofits contribute to community vitality and well-being. Nonprofits are employers and economic engines. **Resilient communities need resilient nonprofit organizations.**

-Nonprofit Data, New Mexico IRS Form 990 Annual Extract Data, October 2021  
-Demographics, Poverty, Employment, Health Insurance: U.S. Census - American Community Survey 2019  
-Economic Impact: [bber.unm.edu/media/publications/NMAG\\_Economic\\_Impact\\_Report\\_2020\\_Final.pdf](https://bber.unm.edu/media/publications/NMAG_Economic_Impact_Report_2020_Final.pdf)



# Otero County 2021 NONPROFITS

22

Animal-Related  
and Environmental

16

Infrastructure  
Services

52

Religious, Sports and  
Recreation, Mutual  
Membership Benefit

35

Arts, Culture,  
Humanities,  
Medical and Science

11

Community Development

11

Other

87

Direct Service

6

Foundation

240  
TOTAL NUMBER

COUNTY POPULATION 67,490

Age: 19 and under 26.4%

Age: 20-24 6.4%

Age: 25-64 49.8%

Age 65 and up 17.5%

Poverty 23.7%

 **New Mexico  
Thrives**

# NONPROFIT CATEGORY DEFINITIONS:

## 1) ANIMAL-RELATED AND ENVIRONMENTAL

Animal-Related (D)

Environmental Quality, Protection & Beautification (C)

## 2) RELIGIOUS, SPORTS AND RECREATION, MUTUAL AND MEMBERSHIP BENEFIT

Religion-Related (X)

Recreation Sports (N)

Mutual & Membership Benefit (Y)

## 3) COMMUNITY DEVELOPMENT

(Including Economic Development and Service Clubs) & Ag

Community Improvement & Capacity Building (S)

Food, Agriculture & Nutrition (K)

## 4) DIRECT SERVICE (Including Education & Healthcare)

Education (B)

Health Care (E)

Mental Health & Crisis Intervention (F)

Crime & Legal-Related (I)

Employment (J)

Housing & Shelter (L)

## 5) INFRASTRUCTURE SERVICES

Public & Societal Benefit (W)

Public Safety, Disaster Preparedness & Relief (M)

## 6) ARTS, CULTURE, HUMANITIES, MEDICAL AND SCIENCE

Arts, Culture & Humanities (A)

Diseases, Disorders & Medical Disciplines (G)

Science & Technology (U)

Medical Research (H)

Social Science (V)

## 7) OTHER

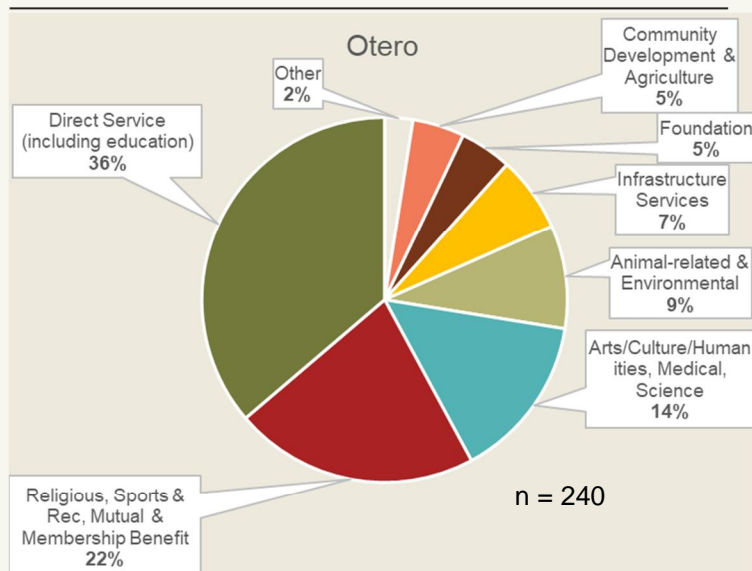
International, Foreign Affairs & National Security (Q)

Civil Rights, Social Action & Advocacy (R)

Unknown (Z)

## 8) FOUNDATION

Philanthropy, Voluntarism & Grant-making Foundations (T)



## NONPROFITS ADAPT AND DELIVER

“The COVID-19 pandemic resurfaced an undeniable truth: charitable nonprofits and governments are natural partners, serving the same constituents in the same communities. The challenges of one are the challenges of all. Partnerships between the sectors allow for leveraging of resources, relationships, and strengths to serve communities even better.”

### National Council of Nonprofits

**10,921** New Mexico nonprofits generate **\$3.22 billion** in economic output and **employ 1 in 13 people** in the private workforce.


When the pandemic hit New Mexico, nonprofits responded without hesitation. Despite loss of revenue and volunteers, nonprofits adapted and delivered. They provided food, emergency shelter and other critical services.

Charitable nonprofits contribute to community vitality and well-being. Nonprofits are employers and economic engines. **Resilient communities need resilient nonprofit organizations.**

-Nonprofit Data, New Mexico IRS Form 990 Annual Extract Data, October 2021  
-Demographics, Poverty, Employment, Health Insurance: U.S. Census - American Community Survey 2019  
-Economic Impact: [bber.unm.edu/media/publications/NMAG\\_Economic\\_Impact\\_Report\\_2020\\_Final.pdf](https://bber.unm.edu/media/publications/NMAG_Economic_Impact_Report_2020_Final.pdf)



# Quay County 2021 NONPROFITS



**COUNTY POPULATION 8,326**

Age: 19 and under	24.8%
Age: 20-24	4.0%
Age: 25-64	47.0%
Age 65 and up	24.3%

Poverty 20.4%



## NONPROFIT CATEGORY DEFINITIONS:

### 1) ANIMAL-RELATED AND ENVIRONMENTAL

Animal-Related (D)

Environmental Quality, Protection & Beautification (C)

### 2) RELIGIOUS, SPORTS AND RECREATION, MUTUAL AND MEMBERSHIP BENEFIT

Religion-Related (X)

Recreation Sports (N)

Mutual & Membership Benefit (Y)

### 3) COMMUNITY DEVELOPMENT

(Including Economic Development and Service Clubs) & Ag

Community Improvement & Capacity Building (S)

Food, Agriculture & Nutrition (K)

### 4) DIRECT SERVICE (Including Education & Healthcare)

Education (B)

Health Care (E)

Mental Health & Crisis Intervention (F)

Crime & Legal-Related (I)

Employment (J)

Housing & Shelter (L)

### 5) INFRASTRUCTURE SERVICES

Public & Societal Benefit (W)

Public Safety, Disaster Preparedness & Relief (M)

### 6) ARTS, CULTURE, HUMANITIES, MEDICAL AND SCIENCE

Arts, Culture & Humanities (A)

Diseases, Disorders & Medical Disciplines (G)

Science & Technology (U)

Medical Research (H)

Social Science (V)

### 7) OTHER

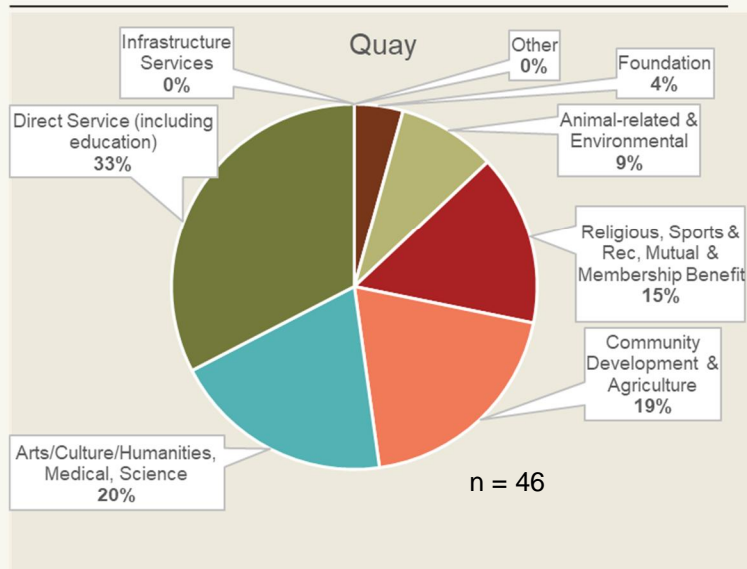
International, Foreign Affairs & National Security (Q)

Civil Rights, Social Action & Advocacy (R)

Unknown (Z)

### 8) FOUNDATION

Philanthropy, Voluntarism & Grant-making Foundations (T)



## NONPROFITS ADAPT AND DELIVER

“The COVID-19 pandemic resurfaced an undeniable truth: charitable nonprofits and governments are natural partners, serving the same constituents in the same communities. The challenges of one are the challenges of all. Partnerships between the sectors allow for leveraging of resources, relationships, and strengths to serve communities even better.”

### National Council of Nonprofits

**10,921** New Mexico nonprofits generate **\$3.22 billion** in economic output and **employ 1 in 13 people** in the private workforce.

When the pandemic hit New Mexico, nonprofits responded without hesitation. Despite loss of revenue and volunteers, nonprofits adapted and delivered. They provided food, emergency shelter and other critical services.

Charitable nonprofits contribute to community vitality and well-being. Nonprofits are employers and economic engines. **Resilient communities need resilient nonprofit organizations.**

-Nonprofit Data, New Mexico IRS Form 990 Annual Extract Data, October 2021  
-Demographics, Poverty, Employment, Health Insurance: U.S. Census - American Community Survey 2019  
-Economic Impact: [bber.unm.edu/media/publications/NMAG\\_Economic\\_Impact\\_Report\\_2020\\_Final.pdf](https://bber.unm.edu/media/publications/NMAG_Economic_Impact_Report_2020_Final.pdf)



# Rio Arriba County 2021 NONPROFITS

19

Animal-Related  
and Environmental

12

Infrastructure  
Services

32

Religious, Sports and  
Recreation, Mutual  
Membership Benefit

45

Arts, Culture,  
Humanities,  
Medical and Science

21

Community Development

8

Other

97

Direct Service

10

Foundation

244  
TOTAL NUMBER

COUNTY POPULATION 39,159

Age: 19 and under 26.0%

Age: 20-24 5.8%

Age: 25-64 49.6%

Age 65 and up 18.6%

Poverty 24.0%

 **New Mexico  
Thrives**

# NONPROFIT CATEGORY DEFINITIONS:

## 1) ANIMAL-RELATED AND ENVIRONMENTAL

Animal-Related (D)

Environmental Quality, Protection & Beautification (C)

## 2) RELIGIOUS, SPORTS AND RECREATION, MUTUAL AND MEMBERSHIP BENEFIT

Religion-Related (X)

Recreation Sports (N)

Mutual & Membership Benefit (Y)

## 3) COMMUNITY DEVELOPMENT

(Including Economic Development and Service Clubs) & Ag

Community Improvement & Capacity Building (S)

Food, Agriculture & Nutrition (K)

## 4) DIRECT SERVICE (Including Education & Healthcare)

Education (B)

Health Care (E)

Mental Health & Crisis Intervention (F)

Crime & Legal-Related (I)

Employment (J)

Housing & Shelter (L)

## 5) INFRASTRUCTURE SERVICES

Public & Societal Benefit (W)

Public Safety, Disaster Preparedness & Relief (M)

## 6) ARTS, CULTURE, HUMANITIES, MEDICAL AND SCIENCE

Arts, Culture & Humanities (A)

Diseases, Disorders & Medical Disciplines (G)

Science & Technology (U)

Medical Research (H)

Social Science (V)

## 7) OTHER

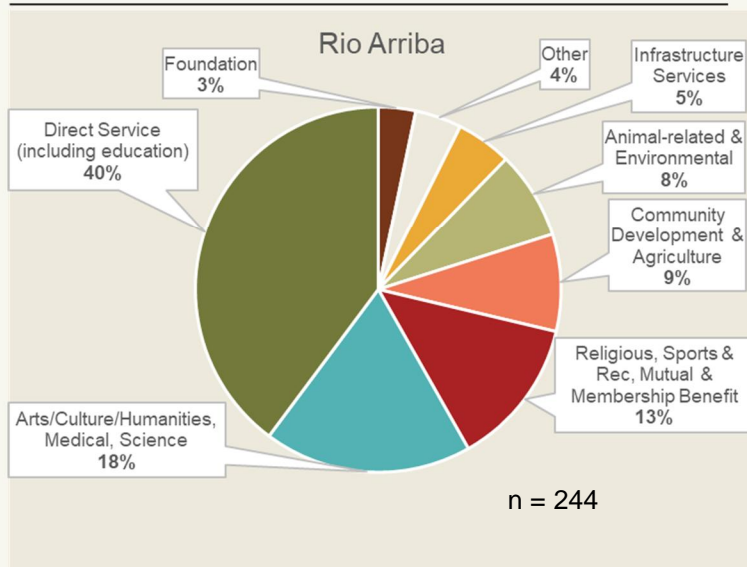
International, Foreign Affairs & National Security (Q)

Civil Rights, Social Action & Advocacy (R)

Unknown (Z)

## 8) FOUNDATION

Philanthropy, Voluntarism & Grant-making Foundations (T)



## NONPROFITS ADAPT AND DELIVER

“The COVID-19 pandemic resurfaced an undeniable truth: charitable nonprofits and governments are natural partners, serving the same constituents in the same communities. The challenges of one are the challenges of all. Partnerships between the sectors allow for leveraging of resources, relationships, and strengths to serve communities even better.”

### National Council of Nonprofits

**10,921** New Mexico nonprofits generate **\$3.22 billion** in economic output and **employ 1 in 13 people** in the private workforce.


When the pandemic hit New Mexico, nonprofits responded without hesitation. Despite loss of revenue and volunteers, nonprofits adapted and delivered. They provided food, emergency shelter and other critical services.

Charitable nonprofits contribute to community vitality and well-being. Nonprofits are employers and economic engines. **Resilient communities need resilient nonprofit organizations.**

-Nonprofit Data, New Mexico IRS Form 990 Annual Extract Data, October 2021  
-Demographics, Poverty, Employment, Health Insurance: U.S. Census - American Community Survey 2019  
-Economic Impact: [bber.unm.edu/media/publications/NMAG\\_Economic\\_Impact\\_Report\\_2020\\_Final.pdf](https://bber.unm.edu/media/publications/NMAG_Economic_Impact_Report_2020_Final.pdf)



# Roosevelt County 2021 NONPROFITS



**COUNTY POPULATION 18,888**

Age: 19 and under	29.5%
Age: 20-24	13.2%
Age: 25-64	43.4%
Age 65 and up	13.9%

Poverty 24.9%

# NONPROFIT CATEGORY DEFINITIONS:

## 1) ANIMAL-RELATED AND ENVIRONMENTAL

Animal-Related (D)  
Environmental Quality, Protection & Beautification (C)

## 2) RELIGIOUS, SPORTS AND RECREATION, MUTUAL AND MEMBERSHIP BENEFIT

Religion-Related (X)  
Recreation Sports (N)  
Mutual & Membership Benefit (Y)

## 3) COMMUNITY DEVELOPMENT

(Including Economic Development and Service Clubs) & Ag  
Community Improvement & Capacity Building (S)  
Food, Agriculture & Nutrition (K)

## 4) DIRECT SERVICE (Including Education & Healthcare)

Education (B)  
Health Care (E)  
Mental Health & Crisis Intervention (F)  
Crime & Legal-Related (I)  
Employment (J)  
Housing & Shelter (L)

## 5) INFRASTRUCTURE SERVICES

Public & Societal Benefit (W)  
Public Safety, Disaster Preparedness & Relief (M)

## 6) ARTS, CULTURE, HUMANITIES, MEDICAL AND SCIENCE

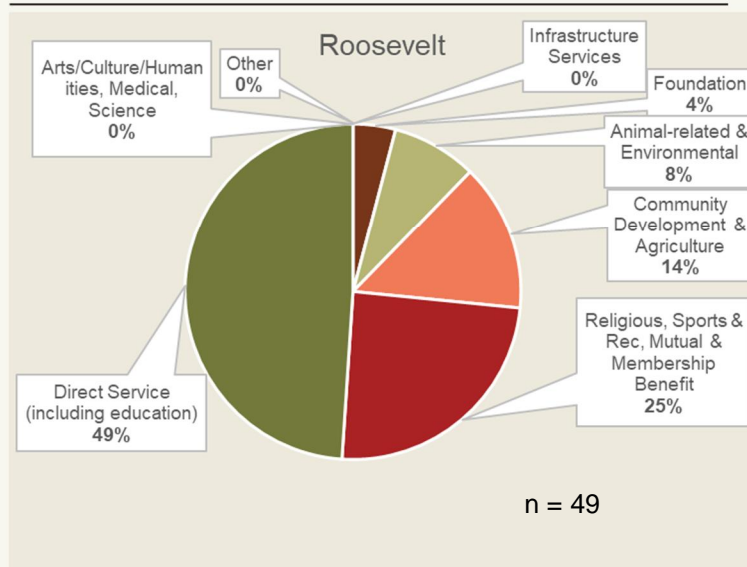
Arts, Culture & Humanities (A)  
Diseases, Disorders & Medical Disciplines (G)  
Science & Technology (U)  
Medical Research (H)  
Social Science (V)

## 7) OTHER

International, Foreign Affairs & National Security (Q)  
Civil Rights, Social Action & Advocacy (R)  
Unknown (Z)

## 8) FOUNDATION

Philanthropy, Voluntarism & Grant-making Foundations (T)



## NONPROFITS ADAPT AND DELIVER

“The COVID-19 pandemic resurfaced an undeniable truth: charitable nonprofits and governments are natural partners, serving the same constituents in the same communities. The challenges of one are the challenges of all. Partnerships between the sectors allow for leveraging of resources, relationships, and strengths to serve communities even better.”

### National Council of Nonprofits

**10,921** New Mexico nonprofits generate **\$3.22 billion** in economic output and **employ 1 in 13 people** in the private workforce.

When the pandemic hit New Mexico, nonprofits responded without hesitation. Despite loss of revenue and volunteers, nonprofits adapted and delivered. They provided food, emergency shelter and other critical services.

Charitable nonprofits contribute to community vitality and well-being. Nonprofits are employers and economic engines. **Resilient communities need resilient nonprofit organizations.**

-Nonprofit Data, New Mexico IRS Form 990 Annual Extract Data, October 2021  
-Demographics, Poverty, Employment, Health Insurance: U.S. Census - American Community Survey 2019  
-Economic Impact: [bber.unm.edu/media/publications/NMAG\\_Economic\\_Impact\\_Report\\_2020\\_Final.pdf](http://bber.unm.edu/media/publications/NMAG_Economic_Impact_Report_2020_Final.pdf)



# San Juan County 2021 NONPROFITS

29

Animal-Related  
and Environmental

17

Infrastructure  
Services

107

Religious, Sports and  
Recreation, Mutual  
Membership Benefit

47

Arts, Culture,  
Humanities,  
Medical and Science

26

Community Development

20

Other

192

Direct Service

14

Foundation

452  
TOTAL NUMBER

COUNTY POPULATION 123,958

Age: 19 and under 28.5%

Age: 20-24 6.0%

Age: 25-64 49.9%

Age 65 and up 15.5%

Poverty 21.2%

 **New Mexico  
Thrives**

# NONPROFIT CATEGORY DEFINITIONS:

## 1) ANIMAL-RELATED AND ENVIRONMENTAL

Animal-Related (D)

Environmental Quality, Protection & Beautification (C)

## 2) RELIGIOUS, SPORTS AND RECREATION, MUTUAL AND MEMBERSHIP BENEFIT

Religion-Related (X)

Recreation Sports (N)

Mutual & Membership Benefit (Y)

## 3) COMMUNITY DEVELOPMENT

(Including Economic Development and Service Clubs) & Ag

Community Improvement & Capacity Building (S)

Food, Agriculture & Nutrition (K)

## 4) DIRECT SERVICE (Including Education & Healthcare)

Education (B)

Health Care (E)

Mental Health & Crisis Intervention (F)

Crime & Legal-Related (I)

Employment (J)

Housing & Shelter (L)

## 5) INFRASTRUCTURE SERVICES

Public & Societal Benefit (W)

Public Safety, Disaster Preparedness & Relief (M)

## 6) ARTS, CULTURE, HUMANITIES, MEDICAL AND SCIENCE

Arts, Culture & Humanities (A)

Diseases, Disorders & Medical Disciplines (G)

Science & Technology (U)

Medical Research (H)

Social Science (V)

## 7) OTHER

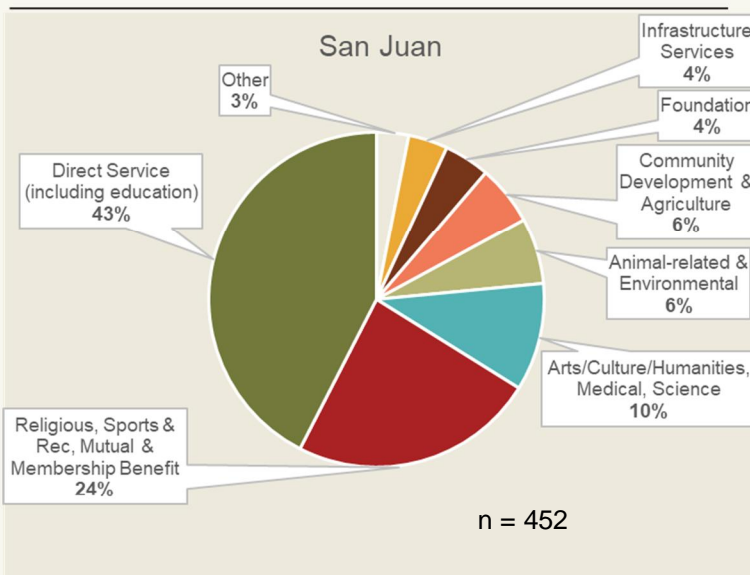
International, Foreign Affairs & National Security (Q)

Civil Rights, Social Action & Advocacy (R)

Unknown (Z)

## 8) FOUNDATION

Philanthropy, Voluntarism & Grant-making Foundations (T)



## NONPROFITS ADAPT AND DELIVER

“The COVID-19 pandemic resurfaced an undeniable truth: charitable nonprofits and governments are natural partners, serving the same constituents in the same communities. The challenges of one are the challenges of all. Partnerships between the sectors allow for leveraging of resources, relationships, and strengths to serve communities even better.”

### National Council of Nonprofits

**10,921** New Mexico nonprofits generate **\$3.22 billion** in economic output and **employ 1 in 13 people** in the private workforce.


When the pandemic hit New Mexico, nonprofits responded without hesitation. Despite loss of revenue and volunteers, nonprofits adapted and delivered. They provided food, emergency shelter and other critical services.

Charitable nonprofits contribute to community vitality and well-being. Nonprofits are employers and economic engines. **Resilient communities need resilient nonprofit organizations.**

-Nonprofit Data, New Mexico IRS Form 990 Annual Extract Data, October 2021  
-Demographics, Poverty, Employment, Health Insurance: U.S. Census - American Community Survey 2019  
-Economic Impact: [bber.unm.edu/media/publications/NMAG\\_Economic\\_Impact\\_Report\\_2020\\_Final.pdf](https://bber.unm.edu/media/publications/NMAG_Economic_Impact_Report_2020_Final.pdf)



# San Miguel County 2021 NONPROFITS



COUNTY POPULATION 27,738

Age: 19 and under 22.5%

Age: 20-24 6.7%

Age: 25-64 50.2%

Age 65 and up 20.5%

Poverty 28.2%

# NONPROFIT CATEGORY DEFINITIONS:

## 1) ANIMAL-RELATED AND ENVIRONMENTAL

Animal-Related (D)

Environmental Quality, Protection & Beautification (C)

## 2) RELIGIOUS, SPORTS AND RECREATION, MUTUAL AND MEMBERSHIP BENEFIT

Religion-Related (X)

Recreation Sports (N)

Mutual & Membership Benefit (Y)

## 3) COMMUNITY DEVELOPMENT

(Including Economic Development and Service Clubs) & Ag

Community Improvement & Capacity Building (S)

Food, Agriculture & Nutrition (K)

## 4) DIRECT SERVICE (Including Education & Healthcare)

Education (B)

Health Care (E)

Mental Health & Crisis Intervention (F)

Crime & Legal-Related (I)

Employment (J)

Housing & Shelter (L)

## 5) INFRASTRUCTURE SERVICES

Public & Societal Benefit (W)

Public Safety, Disaster Preparedness & Relief (M)

## 6) ARTS, CULTURE, HUMANITIES, MEDICAL AND SCIENCE

Arts, Culture & Humanities (A)

Diseases, Disorders & Medical Disciplines (G)

Science & Technology (U)

Medical Research (H)

Social Science (V)

## 7) OTHER

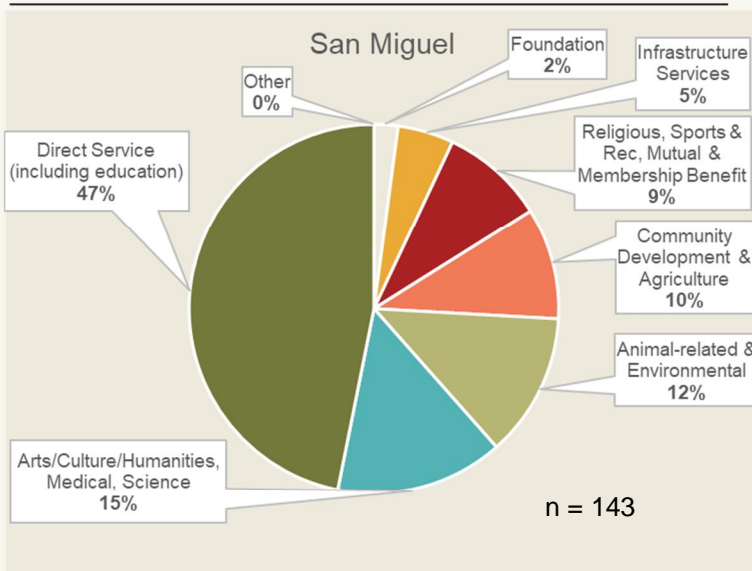
International, Foreign Affairs & National Security (Q)

Civil Rights, Social Action & Advocacy (R)

Unknown (Z)

## 8) FOUNDATION

Philanthropy, Voluntarism & Grant-making Foundations (T)



## NONPROFITS ADAPT AND DELIVER

“The COVID-19 pandemic resurfaced an undeniable truth: charitable nonprofits and governments are natural partners, serving the same constituents in the same communities. The challenges of one are the challenges of all. Partnerships between the sectors allow for leveraging of resources, relationships, and strengths to serve communities even better.”

### National Council of Nonprofits

**10,921** New Mexico nonprofits generate **\$3.22 billion** in economic output and **employ 1 in 13 people** in the private workforce.

When the pandemic hit New Mexico, nonprofits responded without hesitation. Despite loss of revenue and volunteers, nonprofits adapted and delivered. They provided food, emergency shelter and other critical services.

Charitable nonprofits contribute to community vitality and well-being. Nonprofits are employers and economic engines. **Resilient communities need resilient nonprofit organizations.**

-Nonprofit Data, New Mexico IRS Form 990 Annual Extract Data, October 2021  
-Demographics, Poverty, Employment, Health Insurance: U.S. Census - American Community Survey 2019  
-Economic Impact: [bber.unm.edu/media/publications/NMAG\\_Economic\\_Impact\\_Report\\_2020\\_Final.pdf](https://bber.unm.edu/media/publications/NMAG_Economic_Impact_Report_2020_Final.pdf)



# Sandoval County

## 2021 NONPROFITS

66

Animal-Related  
and Environmental

23

Infrastructure  
Services

124

Religious, Sports and  
Recreation, Mutual  
Membership Benefit

84

Arts, Culture,  
Humanities,  
Medical and Science

45

Community Development

16

Other

225

Direct Service

18

Foundation

601  
TOTAL NUMBER

COUNTY POPULATION 146,748

Age: 19 and under 25.2%

Age: 20-24 5.1%

Age: 25-64 51.2%

Age 65 and up 18.4%

Poverty 9.4%



## NONPROFIT CATEGORY DEFINITIONS:

### 1) ANIMAL-RELATED AND ENVIRONMENTAL

Animal-Related (D)

Environmental Quality, Protection & Beautification (C)

### 2) RELIGIOUS, SPORTS AND RECREATION, MUTUAL AND MEMBERSHIP BENEFIT

Religion-Related (X)

Recreation Sports (N)

Mutual & Membership Benefit (Y)

### 3) COMMUNITY DEVELOPMENT

(Including Economic Development and Service Clubs) & Ag

Community Improvement & Capacity Building (S)

Food, Agriculture & Nutrition (K)

### 4) DIRECT SERVICE (Including Education & Healthcare)

Education (B)

Health Care (E)

Mental Health & Crisis Intervention (F)

Crime & Legal-Related (I)

Employment (J)

Housing & Shelter (L)

### 5) INFRASTRUCTURE SERVICES

Public & Societal Benefit (W)

Public Safety, Disaster Preparedness & Relief (M)

### 6) ARTS, CULTURE, HUMANITIES, MEDICAL AND SCIENCE

Arts, Culture & Humanities (A)

Diseases, Disorders & Medical Disciplines (G)

Science & Technology (U)

Medical Research (H)

Social Science (V)

### 7) OTHER

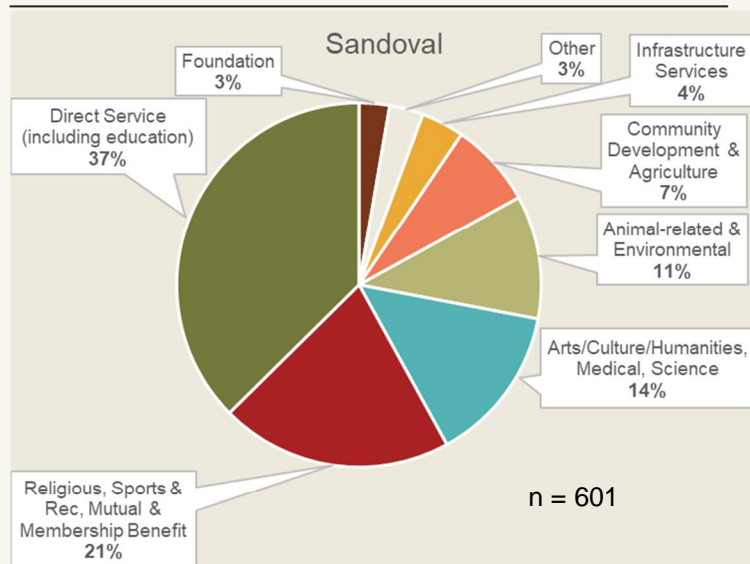
International, Foreign Affairs & National Security (Q)

Civil Rights, Social Action & Advocacy (R)

Unknown (Z)

### 8) FOUNDATION

Philanthropy, Voluntarism & Grant-making Foundations (T)



## NONPROFITS ADAPT AND DELIVER

“The COVID-19 pandemic resurfaced an undeniable truth: charitable nonprofits and governments are natural partners, serving the same constituents in the same communities. The challenges of one are the challenges of all. Partnerships between the sectors allow for leveraging of resources, relationships, and strengths to serve communities even better.”

### National Council of Nonprofits

**10,921** New Mexico nonprofits generate **\$3.22 billion** in economic output and **employ 1 in 13 people** in the private workforce.

When the pandemic hit New Mexico, nonprofits responded without hesitation. Despite loss of revenue and volunteers, nonprofits adapted and delivered. They provided food, emergency shelter and other critical services.

Charitable nonprofits contribute to community vitality and well-being. Nonprofits are employers and economic engines. **Resilient communities need resilient nonprofit organizations.**

-Nonprofit Data, New Mexico IRS Form 990 Annual Extract Data, October 2021  
-Demographics, Poverty, Employment, Health Insurance: U.S. Census - American Community Survey 2019  
-Economic Impact: [bber.unm.edu/media/publications/NMAG\\_Economic\\_Impact\\_Report\\_2020\\_Final.pdf](https://bber.unm.edu/media/publications/NMAG_Economic_Impact_Report_2020_Final.pdf)



# Santa Fe County 2021 NONPROFITS

195

Animal-Related  
and Environmental

56

Infrastructure  
Services

209

Religious, Sports and  
Recreation, Mutual  
Membership Benefit

499

Arts, Culture,  
Humanities,  
Medical and Science

96

Community Development

128

Other

574

Direct Service

71

Foundation

1,828  
TOTAL NUMBER

COUNTY POPULATION 150,358

Age: 19 and under 19.3%

Age: 20-24 5.6%

Age: 25-64 49.8%

Age 65 and up 25.2%

Poverty 13.0%

 **New Mexico  
Thrives**

# NONPROFIT CATEGORY DEFINITIONS:

## 1) ANIMAL-RELATED AND ENVIRONMENTAL

Animal-Related (D)

Environmental Quality, Protection & Beautification (C)

## 2) RELIGIOUS, SPORTS AND RECREATION, MUTUAL AND MEMBERSHIP BENEFIT

Religion-Related (X)

Recreation Sports (N)

Mutual & Membership Benefit (Y)

## 3) COMMUNITY DEVELOPMENT

(Including Economic Development and Service Clubs) & Ag

Community Improvement & Capacity Building (S)

Food, Agriculture & Nutrition (K)

## 4) DIRECT SERVICE (Including Education & Healthcare)

Education (B)

Health Care (E)

Mental Health & Crisis Intervention (F)

Crime & Legal-Related (I)

Employment (J)

Housing & Shelter (L)

## 5) INFRASTRUCTURE SERVICES

Public & Societal Benefit (W)

Public Safety, Disaster Preparedness & Relief (M)

## 6) ARTS, CULTURE, HUMANITIES, MEDICAL AND SCIENCE

Arts, Culture & Humanities (A)

Diseases, Disorders & Medical Disciplines (G)

Science & Technology (U)

Medical Research (H)

Social Science (V)

## 7) OTHER

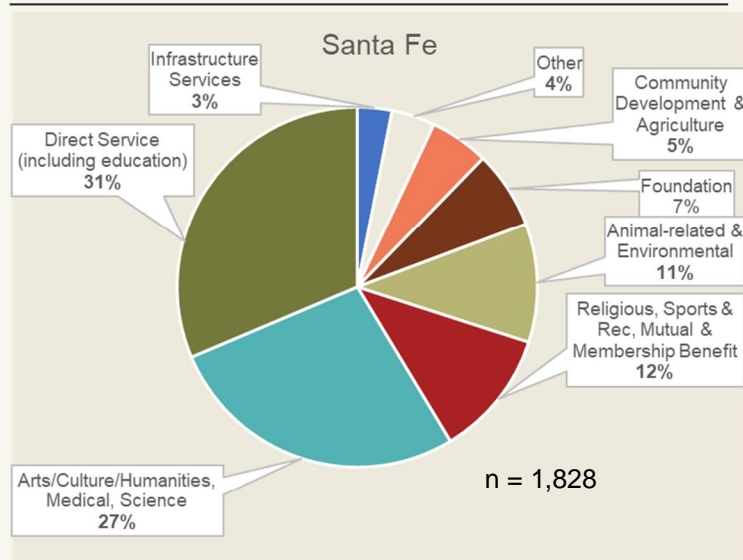
International, Foreign Affairs & National Security (Q)

Civil Rights, Social Action & Advocacy (R)

Unknown (Z)

## 8) FOUNDATION

Philanthropy, Voluntarism & Grant-making Foundations (T)



## NONPROFITS ADAPT AND DELIVER

“The COVID-19 pandemic resurfaced an undeniable truth: charitable nonprofits and governments are natural partners, serving the same constituents in the same communities. The challenges of one are the challenges of all. Partnerships between the sectors allow for leveraging of resources, relationships, and strengths to serve communities even better.”

### National Council of Nonprofits

**10,921** New Mexico nonprofits generate **\$3.22 billion** in economic output and **employ 1 in 13 people** in the private workforce.


When the pandemic hit New Mexico, nonprofits responded without hesitation. Despite loss of revenue and volunteers, nonprofits adapted and delivered. They provided food, emergency shelter and other critical services.

Charitable nonprofits contribute to community vitality and well-being. Nonprofits are employers and economic engines. **Resilient communities need resilient nonprofit organizations.**

-Nonprofit Data, New Mexico IRS Form 990 Annual Extract Data, October 2021  
-Demographics, Poverty, Employment, Health Insurance: U.S. Census - American Community Survey 2019  
-Economic Impact: [bber.unm.edu/media/publications/NMAG\\_Economic\\_Impact\\_Report\\_2020\\_Final.pdf](https://bber.unm.edu/media/publications/NMAG_Economic_Impact_Report_2020_Final.pdf)



# Sierra County 2021 NONPROFITS



**COUNTY POPULATION 11,031**

Age: 19 and under 17.8%  
Age: 20-24 4.0%  
Age: 25-64 42.7%  
Age 65 and up 35.6%

Poverty 26.7%



# NONPROFIT CATEGORY DEFINITIONS:

## 1) ANIMAL-RELATED AND ENVIRONMENTAL

Animal-Related (D)

Environmental Quality, Protection & Beautification (C)

## 2) RELIGIOUS, SPORTS AND RECREATION, MUTUAL AND MEMBERSHIP BENEFIT

Religion-Related (X)

Recreation Sports (N)

Mutual & Membership Benefit (Y)

## 3) COMMUNITY DEVELOPMENT

(Including Economic Development and Service Clubs) & Ag

Community Improvement & Capacity Building (S)

Food, Agriculture & Nutrition (K)

## 4) DIRECT SERVICE (Including Education & Healthcare)

Education (B)

Health Care (E)

Mental Health & Crisis Intervention (F)

Crime & Legal-Related (I)

Employment (J)

Housing & Shelter (L)

## 5) INFRASTRUCTURE SERVICES

Public & Societal Benefit (W)

Public Safety, Disaster Preparedness & Relief (M)

## 6) ARTS, CULTURE, HUMANITIES, MEDICAL AND SCIENCE

Arts, Culture & Humanities (A)

Diseases, Disorders & Medical Disciplines (G)

Science & Technology (U)

Medical Research (H)

Social Science (V)

## 7) OTHER

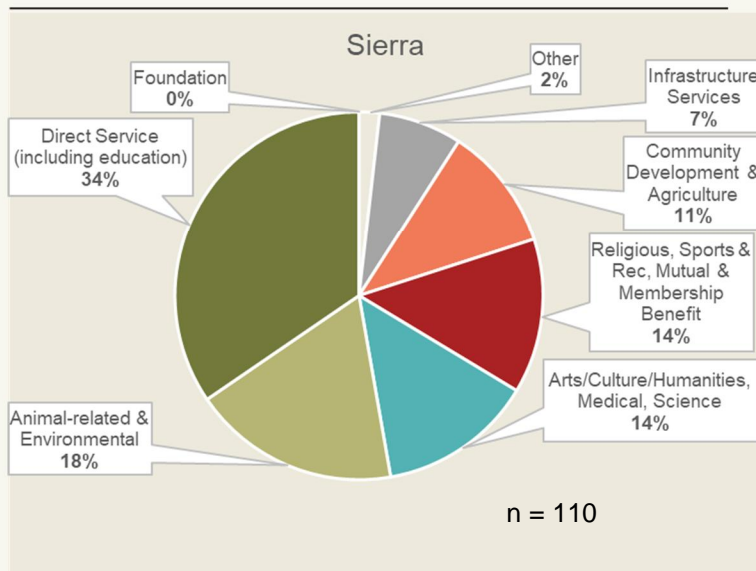
International, Foreign Affairs & National Security (Q)

Civil Rights, Social Action & Advocacy (R)

Unknown (Z)

## 8) FOUNDATION

Philanthropy, Voluntarism & Grant-making Foundations (T)



## NONPROFITS ADAPT AND DELIVER

“The COVID-19 pandemic resurfaced an undeniable truth: charitable nonprofits and governments are natural partners, serving the same constituents in the same communities. The challenges of one are the challenges of all. Partnerships between the sectors allow for leveraging of resources, relationships, and strengths to serve communities even better.”

### National Council of Nonprofits

**10,921** New Mexico nonprofits generate **\$3.22 billion** in economic output and **employ 1 in 13 people** in the private workforce.


When the pandemic hit New Mexico, nonprofits responded without hesitation. Despite loss of revenue and volunteers, nonprofits adapted and delivered. They provided food, emergency shelter and other critical services.

Charitable nonprofits contribute to community vitality and well-being. Nonprofits are employers and economic engines. **Resilient communities need resilient nonprofit organizations.**

-Nonprofit Data, New Mexico IRS Form 990 Annual Extract Data, October 2021  
-Demographics, Poverty, Employment, Health Insurance: U.S. Census - American Community Survey 2019  
-Economic Impact: [bber.unm.edu/media/publications/NMAG\\_Economic\\_Impact\\_Report\\_2020\\_Final.pdf](https://bber.unm.edu/media/publications/NMAG_Economic_Impact_Report_2020_Final.pdf)



# Socorro County 2021 NONPROFITS



**COUNTY POPULATION 16,858**

Age: 19 and under	27.0%
Age: 20-24	7.8%
Age: 25-64	46.5%
Age 65 and up	18.8%

Poverty 29.7%



# NONPROFIT CATEGORY DEFINITIONS:

## 1) ANIMAL-RELATED AND ENVIRONMENTAL

Animal-Related (D)

Environmental Quality, Protection & Beautification (C)

## 2) RELIGIOUS, SPORTS AND RECREATION, MUTUAL AND MEMBERSHIP BENEFIT

Religion-Related (X)

Recreation Sports (N)

Mutual & Membership Benefit (Y)

## 3) COMMUNITY DEVELOPMENT

(Including Economic Development and Service Clubs) & Ag

Community Improvement & Capacity Building (S)

Food, Agriculture & Nutrition (K)

## 4) DIRECT SERVICE (Including Education & Healthcare)

Education (B)

Health Care (E)

Mental Health & Crisis Intervention (F)

Crime & Legal-Related (I)

Employment (J)

Housing & Shelter (L)

## 5) INFRASTRUCTURE SERVICES

Public & Societal Benefit (W)

Public Safety, Disaster Preparedness & Relief (M)

## 6) ARTS, CULTURE, HUMANITIES, MEDICAL AND SCIENCE

Arts, Culture & Humanities (A)

Diseases, Disorders & Medical Disciplines (G)

Science & Technology (U)

Medical Research (H)

Social Science (V)

## 7) OTHER

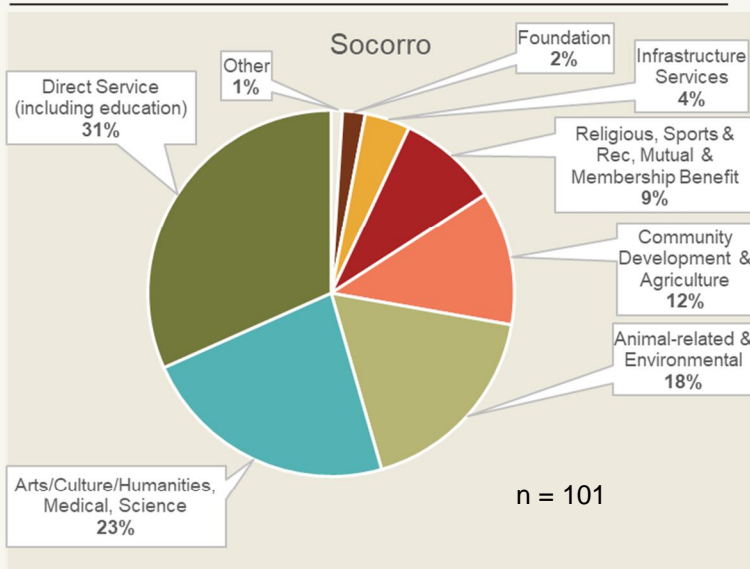
International, Foreign Affairs & National Security (Q)

Civil Rights, Social Action & Advocacy (R)

Unknown (Z)

## 8) FOUNDATION

Philanthropy, Voluntarism & Grant-making Foundations (T)



## NONPROFITS ADAPT AND DELIVER

“The COVID-19 pandemic resurfaced an undeniable truth: charitable nonprofits and governments are natural partners, serving the same constituents in the same communities. The challenges of one are the challenges of all. Partnerships between the sectors allow for leveraging of resources, relationships, and strengths to serve communities even better.”

### National Council of Nonprofits

**10,921** New Mexico nonprofits generate **\$3.22 billion** in economic output and **employ 1 in 13 people** in the private workforce.

When the pandemic hit New Mexico, nonprofits responded without hesitation. Despite loss of revenue and volunteers, nonprofits adapted and delivered. They provided food, emergency shelter and other critical services.

Charitable nonprofits contribute to community vitality and well-being. Nonprofits are employers and economic engines. **Resilient communities need resilient nonprofit organizations.**

-Nonprofit Data, New Mexico IRS Form 990 Annual Extract Data, October 2021  
-Demographics, Poverty, Employment, Health Insurance: U.S. Census - American Community Survey 2019  
-Economic Impact: [bber.unm.edu/media/publications/NMAG\\_Economic\\_Impact\\_Report\\_2020\\_Final.pdf](https://bber.unm.edu/media/publications/NMAG_Economic_Impact_Report_2020_Final.pdf)



# Taos County 2021 NONPROFITS

32

Animal-Related  
and Environmental

23

Infrastructure  
Services

52

Religious, Sports and  
Recreation, Mutual  
Membership Benefit

118

Arts, Culture,  
Humanities,  
Medical and Science

34

Community Development

12

Other

110

Direct Service

9

Foundation

390  
TOTAL NUMBER

COUNTY POPULATION 32,786

Age: 19 and under 20.5%

Age: 20-24 5.3%

Age: 25-64 49.0%

Age 65 and up 25.3%

Poverty 18.3%



## NONPROFIT CATEGORY DEFINITIONS:

### 1) ANIMAL-RELATED AND ENVIRONMENTAL

Animal-Related (D)  
Environmental Quality, Protection & Beautification (C)

### 2) RELIGIOUS, SPORTS AND RECREATION, MUTUAL AND MEMBERSHIP BENEFIT

Religion-Related (X)  
Recreation Sports (N)  
Mutual & Membership Benefit (Y)

### 3) COMMUNITY DEVELOPMENT

(Including Economic Development and Service Clubs) & Ag  
Community Improvement & Capacity Building (S)  
Food, Agriculture & Nutrition (K)

### 4) DIRECT SERVICE (Including Education & Healthcare)

Education (B)  
Health Care (E)  
Mental Health & Crisis Intervention (F)  
Crime & Legal-Related (I)  
Employment (J)  
Housing & Shelter (L)

### 5) INFRASTRUCTURE SERVICES

Public & Societal Benefit (W)  
Public Safety, Disaster Preparedness & Relief (M)

### 6) ARTS, CULTURE, HUMANITIES, MEDICAL AND SCIENCE

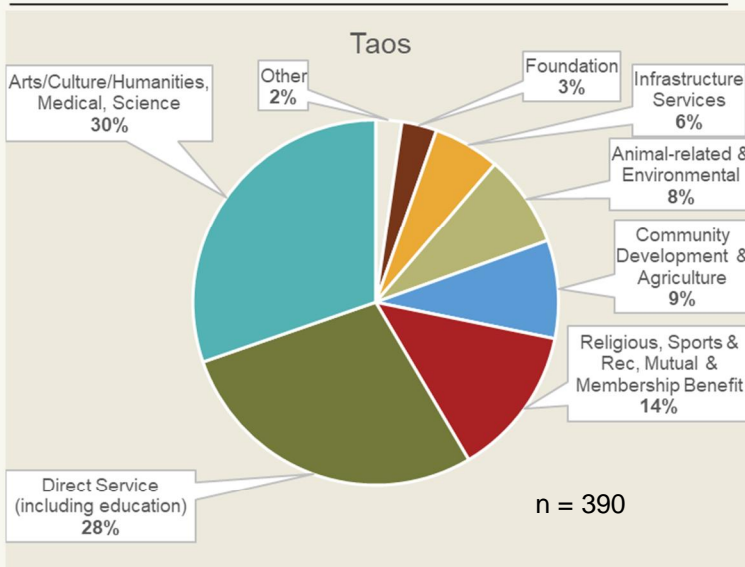
Arts, Culture & Humanities (A)  
Diseases, Disorders & Medical Disciplines (G)  
Science & Technology (U)  
Medical Research (H)  
Social Science (V)

### 7) OTHER

International, Foreign Affairs & National Security (Q)  
Civil Rights, Social Action & Advocacy (R)  
Unknown (Z)

### 8) FOUNDATION

Philanthropy, Voluntarism & Grant-making Foundations (T)



## NONPROFITS ADAPT AND DELIVER

“The COVID-19 pandemic resurfaced an undeniable truth: charitable nonprofits and governments are natural partners, serving the same constituents in the same communities. The challenges of one are the challenges of all. Partnerships between the sectors allow for leveraging of resources, relationships, and strengths to serve communities even better.”

### National Council of Nonprofits

**10,921** New Mexico nonprofits generate **\$3.22 billion** in economic output and **employ 1 in 13 people** in the private workforce.


When the pandemic hit New Mexico, nonprofits responded without hesitation. Despite loss of revenue and volunteers, nonprofits adapted and delivered. They provided food, emergency shelter and other critical services.

Charitable nonprofits contribute to community vitality and well-being. Nonprofits are employers and economic engines. **Resilient communities need resilient nonprofit organizations.**

-Nonprofit Data, New Mexico IRS Form 990 Annual Extract Data, October 2021  
-Demographics, Poverty, Employment, Health Insurance: U.S. Census - American Community Survey 2019  
-Economic Impact: [bber.unm.edu/media/publications/NMAG\\_Economic\\_Impact\\_Report\\_2020\\_Final.pdf](https://bber.unm.edu/media/publications/NMAG_Economic_Impact_Report_2020_Final.pdf)



# Torrance County 2021 NONPROFITS



## NONPROFIT CATEGORY DEFINITIONS:

### 1) ANIMAL-RELATED AND ENVIRONMENTAL

Animal-Related (D)

Environmental Quality, Protection & Beautification (C)

### 2) RELIGIOUS, SPORTS AND RECREATION, MUTUAL AND MEMBERSHIP BENEFIT

Religion-Related (X)

Recreation Sports (N)

Mutual & Membership Benefit (Y)

### 3) COMMUNITY DEVELOPMENT

(Including Economic Development and Service Clubs) & Ag

Community Improvement & Capacity Building (S)

Food, Agriculture & Nutrition (K)

### 4) DIRECT SERVICE (Including Education & Healthcare)

Education (B)

Health Care (E)

Mental Health & Crisis Intervention (F)

Crime & Legal-Related (I)

Employment (J)

Housing & Shelter (L)

### 5) INFRASTRUCTURE SERVICES

Public & Societal Benefit (W)

Public Safety, Disaster Preparedness & Relief (M)

### 6) ARTS, CULTURE, HUMANITIES, MEDICAL AND SCIENCE

Arts, Culture & Humanities (A)

Diseases, Disorders & Medical Disciplines (G)

Science & Technology (U)

Medical Research (H)

Social Science (V)

### 7) OTHER

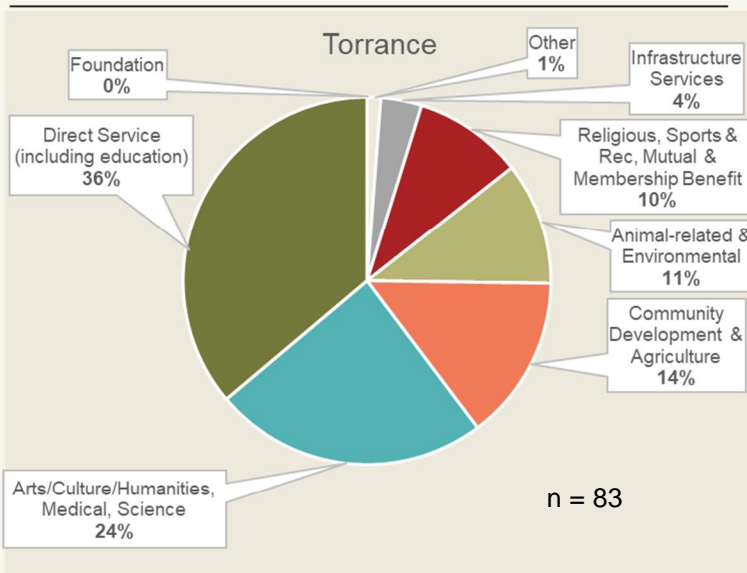
International, Foreign Affairs & National Security (Q)

Civil Rights, Social Action & Advocacy (R)

Unknown (Z)

### 8) FOUNDATION

Philanthropy, Voluntarism & Grant-making Foundations (T)



## NONPROFITS ADAPT AND DELIVER

“The COVID-19 pandemic resurfaced an undeniable truth: charitable nonprofits and governments are natural partners, serving the same constituents in the same communities. The challenges of one are the challenges of all. Partnerships between the sectors allow for leveraging of resources, relationships, and strengths to serve communities even better.”

### National Council of Nonprofits

**10,921** New Mexico nonprofits generate **\$3.22 billion** in economic output and **employ 1 in 13 people** in the private workforce.


When the pandemic hit New Mexico, nonprofits responded without hesitation. Despite loss of revenue and volunteers, nonprofits adapted and delivered. They provided food, emergency shelter and other critical services.

Charitable nonprofits contribute to community vitality and well-being. Nonprofits are employers and economic engines. **Resilient communities need resilient nonprofit organizations.**

-Nonprofit Data, New Mexico IRS Form 990 Annual Extract Data, October 2021  
 -Demographics, Poverty, Employment, Health Insurance: U.S. Census - American Community Survey 2019  
 -Economic Impact: [bber.unm.edu/media/publications/NMAG\\_Economic\\_Impact\\_Report\\_2020\\_Final.pdf](https://bber.unm.edu/media/publications/NMAG_Economic_Impact_Report_2020_Final.pdf)



# Union County 2021 NONPROFITS



**COUNTY POPULATION 4,133**

Age: 19 and under	20.3%	Poverty	19.4%
Age: 20-24	6.7%		
Age: 25-64	53.3%		
Age 65 and up	19.8%		

# NONPROFIT CATEGORY DEFINITIONS:

## 1) ANIMAL-RELATED AND ENVIRONMENTAL

Animal-Related (D)

Environmental Quality, Protection & Beautification (C)

## 2) RELIGIOUS, SPORTS AND RECREATION, MUTUAL AND MEMBERSHIP BENEFIT

Religion-Related (X)

Recreation Sports (N)

Mutual & Membership Benefit (Y)

## 3) COMMUNITY DEVELOPMENT

(Including Economic Development and Service Clubs) & Ag

Community Improvement & Capacity Building (S)

Food, Agriculture & Nutrition (K)

## 4) DIRECT SERVICE (Including Education & Healthcare)

Education (B)

Health Care (E)

Mental Health & Crisis Intervention (F)

Crime & Legal-Related (I)

Employment (J)

Housing & Shelter (L)

## 5) INFRASTRUCTURE SERVICES

Public & Societal Benefit (W)

Public Safety, Disaster Preparedness & Relief (M)

## 6) ARTS, CULTURE, HUMANITIES, MEDICAL AND SCIENCE

Arts, Culture & Humanities (A)

Diseases, Disorders & Medical Disciplines (G)

Science & Technology (U)

Medical Research (H)

Social Science (V)

## 7) OTHER

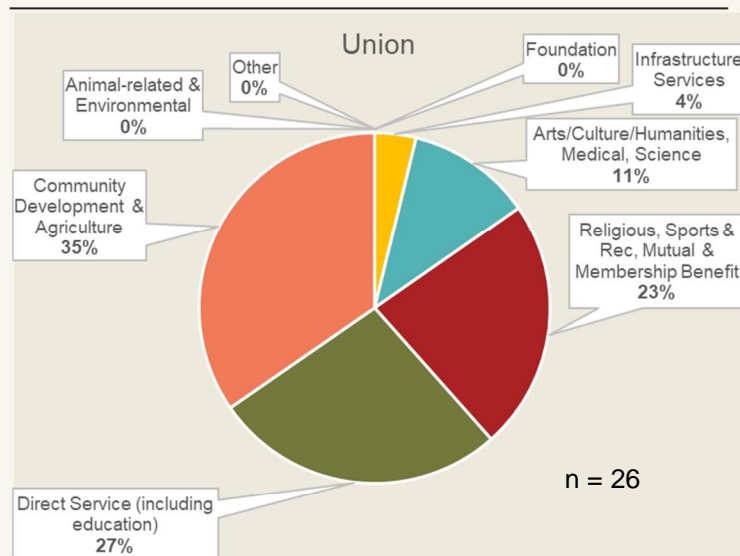
International, Foreign Affairs & National Security (Q)

Civil Rights, Social Action & Advocacy (R)

Unknown (Z)

## 8) FOUNDATION

Philanthropy, Voluntarism & Grant-making Foundations (T)



## NONPROFITS ADAPT AND DELIVER

“The COVID-19 pandemic resurfaced an undeniable truth: charitable nonprofits and governments are natural partners, serving the same constituents in the same communities. The challenges of one are the challenges of all. Partnerships between the sectors allow for leveraging of resources, relationships, and strengths to serve communities even better.”

### National Council of Nonprofits

**10,921** New Mexico nonprofits generate **\$3.22 billion** in economic output and **employ 1 in 13 people** in the private workforce.


When the pandemic hit New Mexico, nonprofits responded without hesitation. Despite loss of revenue and volunteers, nonprofits adapted and delivered. They provided food, emergency shelter and other critical services.

Charitable nonprofits contribute to community vitality and well-being. Nonprofits are employers and economic engines. **Resilient communities need resilient nonprofit organizations.**

-Nonprofit Data, New Mexico IRS Form 990 Annual Extract Data, October 2021  
-Demographics, Poverty, Employment, Health Insurance: U.S. Census - American Community Survey 2019  
-Economic Impact: [bber.unm.edu/media/publications/NMAG\\_Economic\\_Impact\\_Report\\_2020\\_Final.pdf](https://bber.unm.edu/media/publications/NMAG_Economic_Impact_Report_2020_Final.pdf)



# Valencia County 2021 NONPROFITS



**COUNTY POPULATION 76,688**

Age: 19 and under	25.3%
Age: 20-24	9.1%
Age: 25-64	47.2%
Age 65 and up	18.4%

Poverty 19.5%



# NONPROFIT CATEGORY DEFINITIONS:

## 1) ANIMAL-RELATED AND ENVIRONMENTAL

Animal-Related (D)  
Environmental Quality, Protection & Beautification (C)

## 2) RELIGIOUS, SPORTS AND RECREATION, MUTUAL AND MEMBERSHIP BENEFIT

Religion-Related (X)  
Recreation Sports (N)  
Mutual & Membership Benefit (Y)

## 3) COMMUNITY DEVELOPMENT

(Including Economic Development and Service Clubs) & Ag  
Community Improvement & Capacity Building (S)  
Food, Agriculture & Nutrition (K)

## 4) DIRECT SERVICE (Including Education & Healthcare)

Education (B)  
Health Care (E)  
Mental Health & Crisis Intervention (F)  
Crime & Legal-Related (I)  
Employment (J)  
Housing & Shelter (L)

## 5) INFRASTRUCTURE SERVICES

Public & Societal Benefit (W)  
Public Safety, Disaster Preparedness & Relief (M)

## 6) ARTS, CULTURE, HUMANITIES, MEDICAL AND SCIENCE

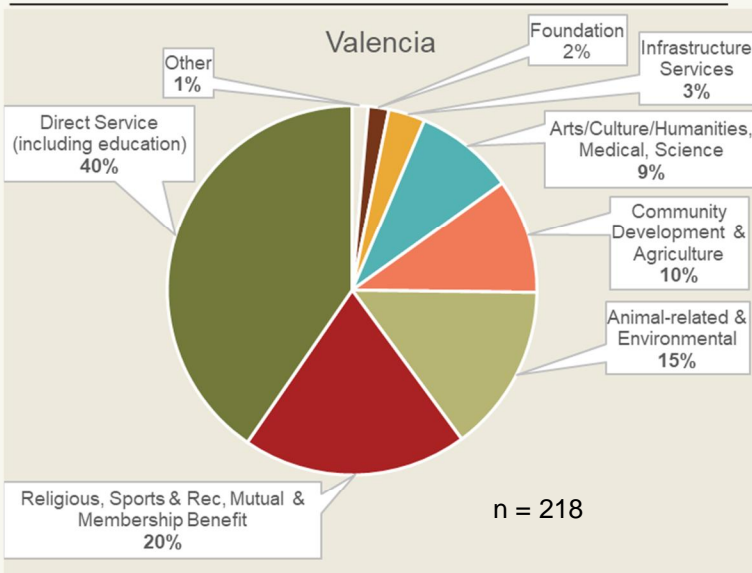
Arts, Culture & Humanities (A)  
Diseases, Disorders & Medical Disciplines (G)  
Science & Technology (U)  
Medical Research (H)  
Social Science (V)

## 7) OTHER

International, Foreign Affairs & National Security (Q)  
Civil Rights, Social Action & Advocacy (R)  
Unknown (Z)

## 8) FOUNDATION

Philanthropy, Voluntarism & Grant-making Foundations (T)



## NONPROFITS ADAPT AND DELIVER

“The COVID-19 pandemic resurfaced an undeniable truth: charitable nonprofits and governments are natural partners, serving the same constituents in the same communities. The challenges of one are the challenges of all. Partnerships between the sectors allow for leveraging of resources, relationships, and strengths to serve communities even better.”

### National Council of Nonprofits

**10,921** New Mexico nonprofits generate **\$3.22 billion** in economic output and **employ 1 in 13 people** in the private workforce.

When the pandemic hit New Mexico, nonprofits responded without hesitation. Despite loss of revenue and volunteers, nonprofits adapted and delivered. They provided food, emergency shelter and other critical services.

Charitable nonprofits contribute to community vitality and well-being. Nonprofits are employers and economic engines. **Resilient communities need resilient nonprofit organizations.**

-Nonprofit Data, New Mexico IRS Form 990 Annual Extract Data, October 2021  
-Demographics, Poverty, Employment, Health Insurance: U.S. Census - American Community Survey 2019  
-Economic Impact: [bber.unm.edu/media/publications/NMAG\\_Economic\\_Impact\\_Report\\_2020\\_Final.pdf](https://bber.unm.edu/media/publications/NMAG_Economic_Impact_Report_2020_Final.pdf)



# New Mexico

## 2021 NONPROFITS

946

Animal-Related  
and Environmental

388

Infrastructure  
Services

1,771

Religious, Sports and  
Recreation, Mutual  
Membership Benefit

1,998

Arts, Culture,  
Humanities,  
Medical and Science

802

Community Development

513

Other

4,169

Direct Service

334

Foundation

10,921  
TOTAL NUMBER

COUNTY POPULATION 1,678,187

Age: 19 and under 25.4%

Age: 20-24 6.6%

Age: 25-64 50.0%

Age 65 and up 18.0%

Poverty 18.2%

 **New Mexico  
Thrives**

## NONPROFIT CATEGORY DEFINITIONS:

### 1) ANIMAL-RELATED AND ENVIRONMENTAL

Animal-Related (D)

Environmental Quality, Protection & Beautification (C)

### 2) RELIGIOUS, SPORTS AND RECREATION, MUTUAL AND MEMBERSHIP BENEFIT

Religion-Related (X)

Recreation Sports (N)

Mutual & Membership Benefit (Y)

### 3) COMMUNITY DEVELOPMENT

(Including Economic Development and Service Clubs) & Ag

Community Improvement & Capacity Building (S)

Food, Agriculture & Nutrition (K)

### 4) DIRECT SERVICE (Including Education & Healthcare)

Education (B)

Health Care (E)

Mental Health & Crisis Intervention (F)

Crime & Legal-Related (I)

Employment (J)

Housing & Shelter (L)

### 5) INFRASTRUCTURE SERVICES

Public & Societal Benefit (W)

Public Safety, Disaster Preparedness & Relief (M)

### 6) ARTS, CULTURE, HUMANITIES, MEDICAL AND SCIENCE

Arts, Culture & Humanities (A)

Diseases, Disorders & Medical Disciplines (G)

Science & Technology (U)

Medical Research (H)

Social Science (V)

### 7) OTHER

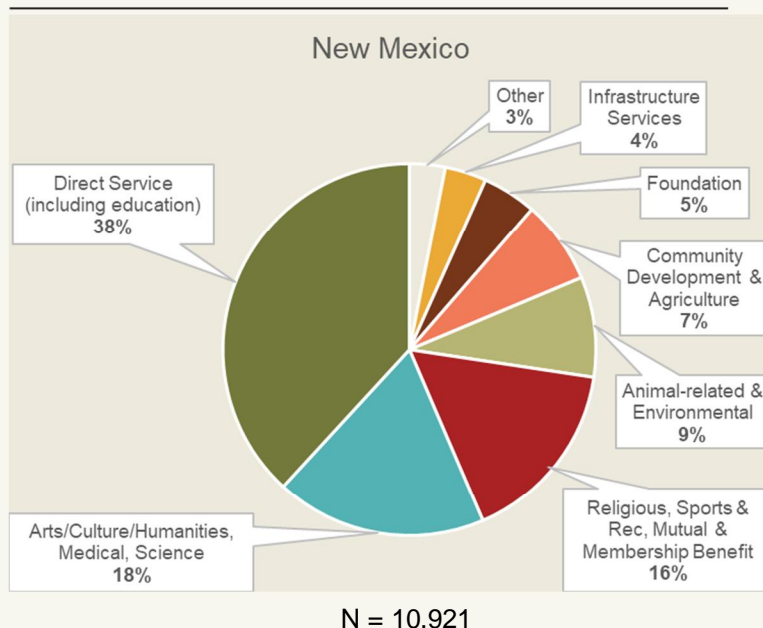
International, Foreign Affairs & National Security (Q)

Civil Rights, Social Action & Advocacy (R)

Unknown (Z)

### 8) FOUNDATION

Philanthropy, Voluntarism & Grant-making Foundations (T)



## NONPROFITS ADAPT AND DELIVER

“The COVID-19 pandemic resurfaced an undeniable truth: charitable nonprofits and governments are natural partners, serving the same constituents in the same communities. The challenges of one are the challenges of all. Partnerships between the sectors allow for leveraging of resources, relationships, and strengths to serve communities even better.”

### National Council of Nonprofits

**10,921** New Mexico nonprofits generate **\$3.22 billion** in economic output and **employ 1 in 13 people** in the private workforce.


When the pandemic hit New Mexico, nonprofits responded without hesitation. Despite loss of revenue and volunteers, nonprofits adapted and delivered. They provided food, emergency shelter and other critical services.

Charitable nonprofits contribute to community vitality and well-being. Nonprofits are employers and economic engines. **Resilient communities need resilient nonprofit organizations.**

-Nonprofit Data, New Mexico IRS Form 990 Annual Extract Data, October 2021  
-Demographics, Poverty, Employment, Health Insurance: U.S. Census - American Community Survey 2019  
-Economic Impact: [bber.unm.edu/media/publications/NMAG\\_Economic\\_Impact\\_Report\\_2020\\_Final.pdf](https://bber.unm.edu/media/publications/NMAG_Economic_Impact_Report_2020_Final.pdf)



# United States 2021 NONPROFITS



---

## NONPROFIT CATEGORY DEFINITIONS:

---

### 1) ANIMAL-RELATED AND ENVIRONMENTAL

Animal-Related (D)

Environmental Quality, Protection & Beautification (C)

### 2) RELIGIOUS, SPORTS AND RECREATION, MUTUAL AND MEMBERSHIP BENEFIT

Religion-Related (X)

Recreation Sports (N)

Mutual & Membership Benefit (Y)

### 3) COMMUNITY DEVELOPMENT

(Including Economic Development and Service Clubs) & Ag

Community Improvement & Capacity Building (S)

Food, Agriculture & Nutrition (K)

### 4) DIRECT SERVICE (Including Education & Healthcare)

Education (B)

Health Care (E)

Mental Health & Crisis Intervention (F)

Crime & Legal-Related (I)

Employment (J)

Housing & Shelter (L)

### 5) INFRASTRUCTURE SERVICES

Public & Societal Benefit (W)

Public Safety, Disaster Preparedness & Relief (M)

### 6) ARTS, CULTURE, HUMANITIES, MEDICAL AND SCIENCE

Arts, Culture & Humanities (A)

Diseases, Disorders & Medical Disciplines (G)

Science & Technology (U)

Medical Research (H)

Social Science (V)

### 7) OTHER

International, Foreign Affairs & National Security (Q)

Civil Rights, Social Action & Advocacy (R)

Unknown (Z)

### 8) FOUNDATION

Philanthropy, Voluntarism & Grant-making Foundations (T)

---

n =



## NONPROFITS ADAPT AND DELIVER

---

“The COVID-19 pandemic resurfaced an undeniable truth: charitable nonprofits and governments are natural partners, serving the same constituents in the same communities. The challenges of one are the challenges of all. Partnerships between the sectors allow for leveraging of resources, relationships, and strengths to serve communities even better.”

### National Council of Nonprofits

---

**10,921** New Mexico nonprofits generate **\$3.22 billion** in **economic output** and **employ 1 in 13 people** in the private workforce.

When the pandemic hit New Mexico, nonprofits responded without hesitation. Despite loss of revenue and volunteers, nonprofits adapted and delivered. They provided food, emergency shelter and other critical services.

Charitable nonprofits contribute to community vitality and well-being. Nonprofits are employers and economic engines. **Resilient communities need resilient nonprofit organizations.**

---

-Nonprofit Data, New Mexico IRS Form 990 Annual Extract Data, October 2021  
-Demographics, Poverty, Employment, Health Insurance: U.S. Census - American Community Survey 2019  
-Economic Impact: [bber.unm.edu/media/publications/NMAG\\_Economic\\_Impact\\_Report\\_2020\\_Final.pdf](https://bber.unm.edu/media/publications/NMAG_Economic_Impact_Report_2020_Final.pdf)